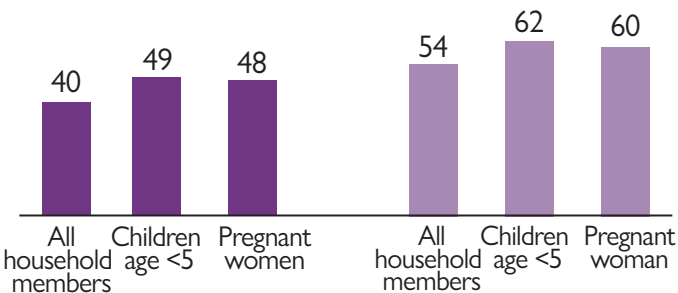




ITN Use

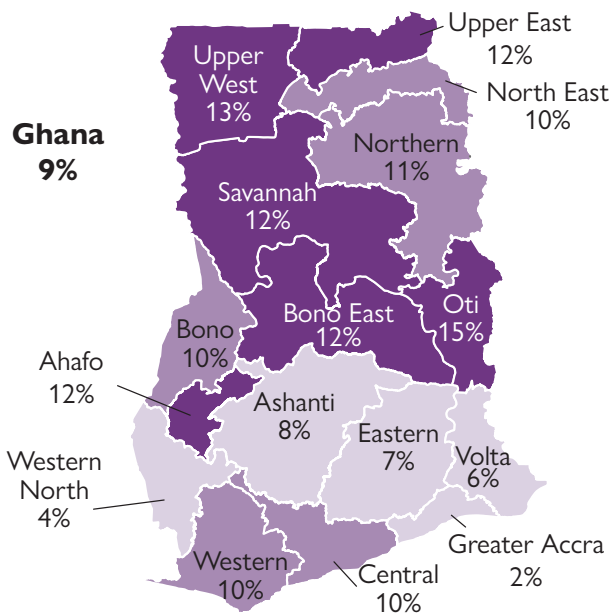
Percent who slept under an ITN the night before the survey among all households

Percent who slept under an ITN the night before the survey among households with at least one ITN



Malaria Prevalence by Region

Percent of children age 6-59 months who tested positive for malaria by microscopy



For additional information on the results of the 2022 Ghana Demographic and Health Survey, please contact:

In Ghana:

Ghana Statistical Service (GSS)
 P.O. Box GP 1098; Accra, Ghana
 Telephone: +233-302-664304
 Email: info@statsghana.gov.gh; www.statsghana.gov.gh

In USA:

The DHS Program
 530 Gaither Road, Suite 500; Rockville, MD 20850 USA
 Telephone: +1-301-407-6500; Fax: +1-301-407-6501
 Email: info@DHSprogram.com; www.DHSprogram.com

The 2022 Ghana Demographic and Health Survey (2022 GDHS) was implemented by the Ghana Statistical Service (GSS). The funding for the GDHS was provided by the Government of Ghana, the United States Agency for International Development (USAID), the U.S. President's Malaria Initiative (PMI), UNFPA, UNICEF, the World Bank, the Global Fund, and the Korean International Cooperation Agency (KOICA), World Health Organisation (WHO) and the Foreign, Commonwealth and Development Office (UK-FCDO). ICF provided technical assistance through The DHS Program, a USAID-funded project providing support and technical assistance in the implementation of population and health surveys in countries worldwide.

The contents of this report are the sole responsibility of the GSS and ICF and do not necessarily reflect the views of USAID, the United States Government, or other donor agencies.



2022 Demographic and Health Survey

Fact Sheet

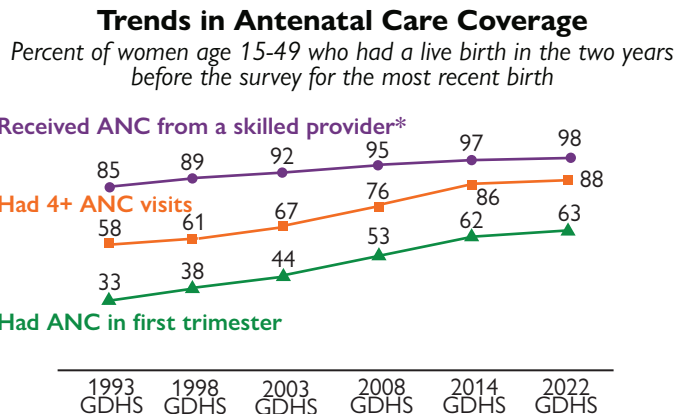
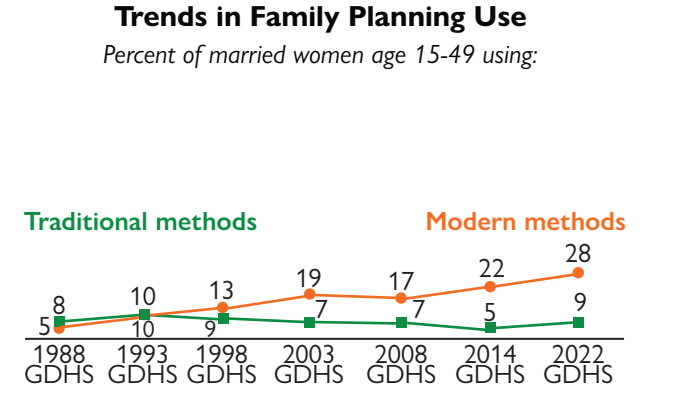
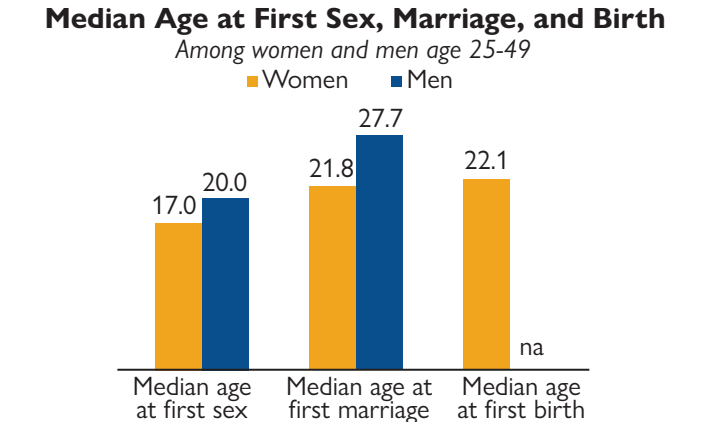
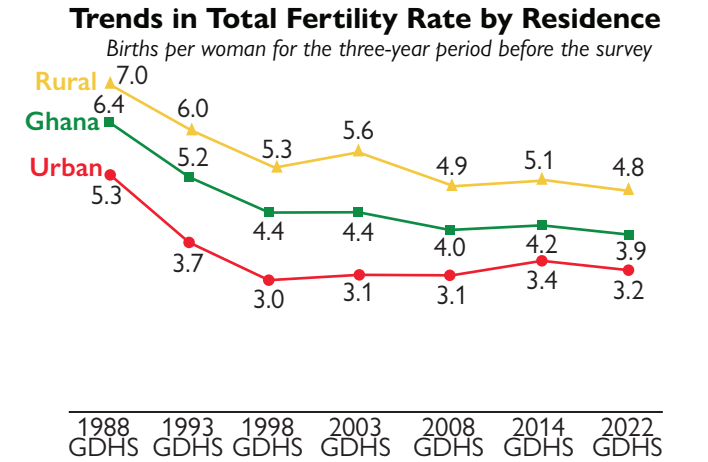


Ghana

2022 Ghana Demographic and Health Survey (GDHS)

The 2022 Ghana Demographic and Health Survey (GDHS) provides data for monitoring the health situation of the population in Ghana. The 2022 GDHS is the 7th Demographic and Health Survey conducted in the country. The survey is based on a nationally representative sample and provides estimates at the national and regional levels, as well as for urban and rural areas.

	Number interviewed	Response rate
Households	17,933	99%
Women 15-49	15,014	98%
Men 15-59	7,044	97%



*Skilled provider includes a doctor and midwife/nurse (community health nurse, community health officer, enrolled nurse, public health nurse, or general nurse).

