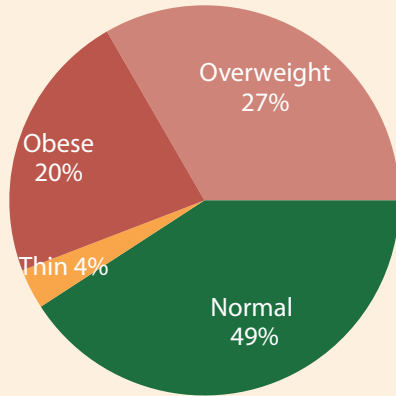




### Women's Nutritional Status

Percent of women 15-49

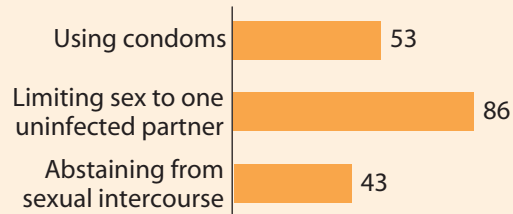


For more information about the 2007 JPFHS, please contact:

**In Jordan:**  
 Department of Statistics  
 P.O. Box 2015  
 Amman, Jordan  
 Telephone: (962) 6-5-300-700;  
 Fax: (962) 6-5-300-710;  
[www.dos.gov.jo](http://www.dos.gov.jo)  
 Email: [stat@dos.gov.jo](mailto:stat@dos.gov.jo)

**In USA:**  
 MEASURE DHS  
 Macro International Inc.  
 11785 Beltsville Drive  
 Calverton, MD 20705 USA  
 Telephone: 301-572-0200  
 Fax: 301-572-0999  
[www.measuredhs.com](http://www.measuredhs.com)  
 Email: [reports@measuredhs.com](mailto:reports@measuredhs.com)

### Knowledge of HIV Prevention

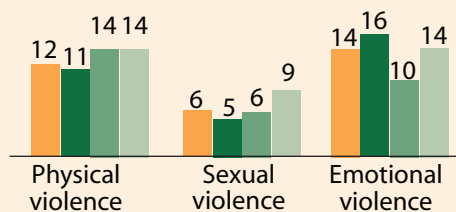


Percent of ever-married women aged 15-49 who know above means of preventing HIV

### Spousal Violence

Percent of ever-married women who experienced violence by their husband in the year before the survey

■ Total ■ Central ■ North ■ South



# 2007 Jordan Population and Family Health Survey

## Fact Sheet

The 2007 Jordan Population and Family Health Survey (JPFHS) was carried out by the Department of Statistics. Macro International Inc. provided technical assistance in the design, implementation, and analysis of the survey as part of the Demographic and Health Surveys project (MEASURE DHS). Funding for the survey was provided primarily by the Government of Jordan and the United States Agency for International Development (USAID). Additional funding was provided by the United Nations Population Fund (UNFPA) and the United Nations Children's Fund (UNICEF).



# Jordan

# 2007 Jordan Population and Family Health Survey

The 2007 Jordan Population and Family Health Survey (JPFHS) provides up-to-date information on the population and health situation in Jordan. The 2007 JPFHS is the fourth national demographic and health survey conducted here. The survey contains information on fertility, family planning, maternal and child health and nutrition, childhood mortality, HIV/AIDS related knowledge and behavior, and domestic violence.

The survey is based on a nationally representative sample. It provides estimates for rural and urban areas, Badia and the non-Badia areas, the North, Central, and South regions, and each of the 12 governorates.

## Coverage

Households interviewed 14,564  
 Ever-married women (15-49) interviewed 10,876

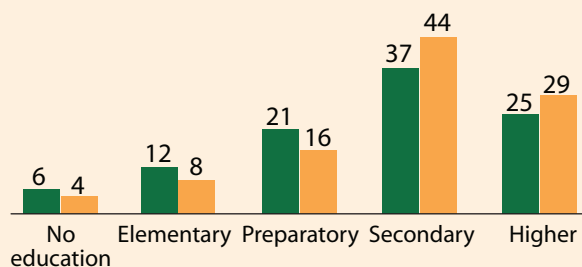
## Response rates

Household interview 99%  
 Women's interview 98%

## Trends in Education

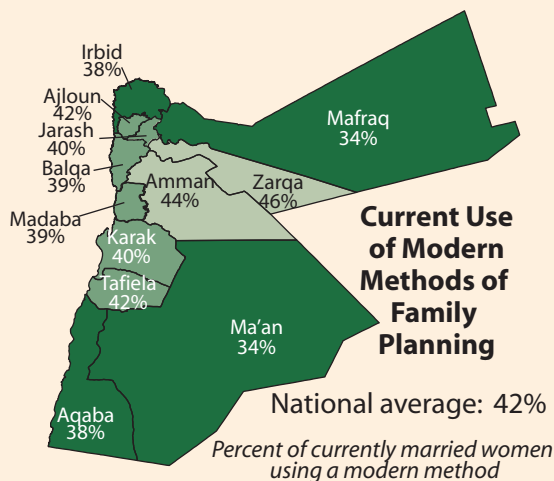
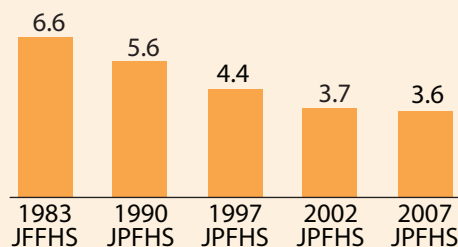
Highest level of education attended, ever-married women

■ 2002 JPFHS ■ 2007 JPFHS



## Trends in Fertility

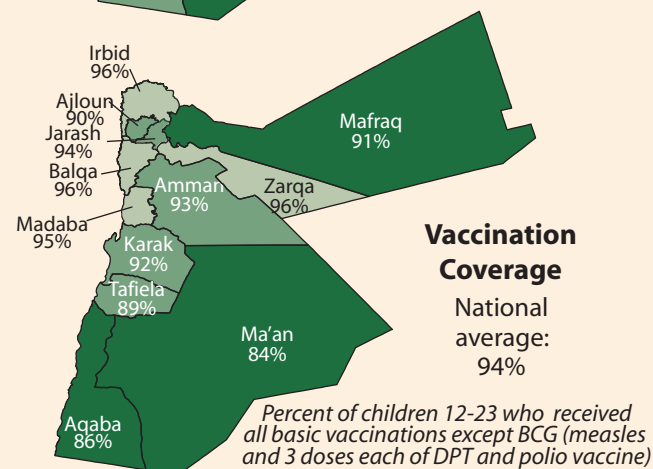
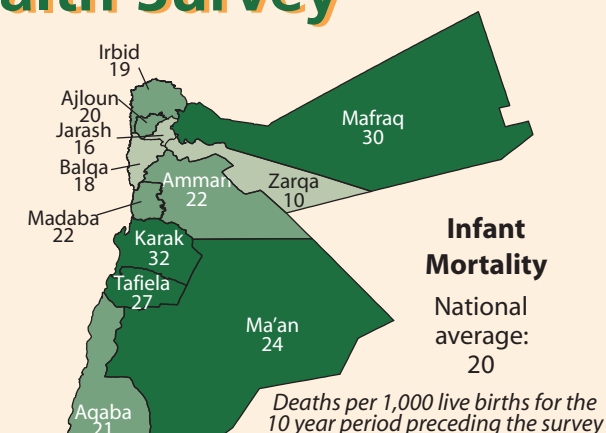
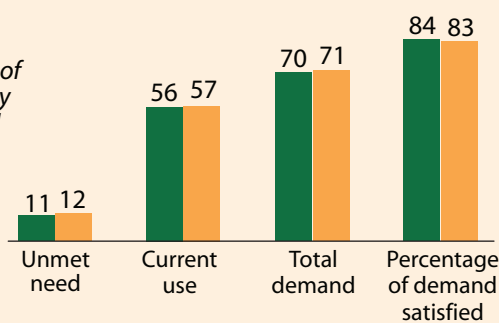
Total Fertility Rate



## Trends in Unmet Need for Family Planning

■ 2002 JPFHS ■ 2007 JPFHS

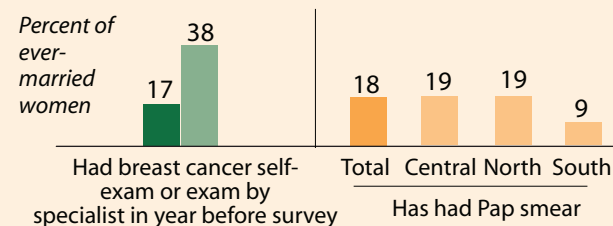
Percent of currently married women



## Breast Cancer Exam and Pap Smear

■ 2002 ■ 2007

Percent of ever-married women







# 2007 JPFHS

	Residence			Governorate											
	Jordan	Urban	Rural	Amman	Balqa	Zarqa	Madaba	Irbid	Mafraq	Jarash	Ajloun	Karak	Tafiela	Ma'an	Aqaba
<b>Fertility</b>															
Total fertility rate (children per woman)	3.6	3.6	3.7	3.4	3.7	3.8	3.6	3.8	4.0	3.8	3.7	3.2	3.7	4.0	4.1
Women age 15–19 who are mothers or now pregnant (%)	4.1	4.3	2.9	5.1	3.8	4.0	1.4	2.6	5.2	6.5	2.3	2.8	1.9	1.7	3.8
Median age at first birth (women age 25-49)	23.9	23.8	24.3	24.0	24.6	23.1	24.3	24.0	23.5	23.5	23.9	a	23.2	23.5	22.9
Median age at first marriage (women age 25-49)	22.2	22.2	22.5	22.4	23.0	21.5	22.5	22.2	21.5	21.7	22.2	23.8	21.5	21.7	21.1
Women who are in a polygynous union (%)	5	4	8	4	7	4	5	4	10	6	3	6	6	11	7
Women who want no more children or are already sterilized (%)	51	51	49	51	51	54	50	48	44	47	46	52	56	53	53
Mean ideal number of children per woman	3.9	3.9	4.2	3.8	4.2	4.1	3.7	4.1	4.2	4.3	4.3	3.9	4.1	4.1	4.0
<b>Family Planning (married women, age 15–49)</b>															
<b>Current use</b>															
Any method (%)	57	58	52	59	55	59	53	56	50	56	58	51	60	50	54
Any modern method (%)	42	43	36	44	39	46	39	38	34	40	42	40	42	34	38
Pills (%)	8	9	7	9	7	10	9	6	7	7	4	10	9	7	8
IUD (%)	22	23	18	23	19	26	20	22	17	20	29	17	19	13	22
Condom (%)	5	6	4	5	5	7	4	6	4	5	4	6	4	4	4
Female sterilization (%)	4	4	4	4	5	2	3	4	2	5	4	5	6	7	2
Currently married women with an unmet need for family planning (%)	12	12	15	11	12	9	13	13	15	10	10	17	14	21	15
<b>Maternal Health</b>															
<b>Maternity care</b>															
Antenatal care: women who had at least 7 ANC visits for most recent birth (%)	74	75	69	79	78	75	83	69	60	68	64	67	65	59	78
Women with a live birth who had 1 <sup>st</sup> antenatal care appointment during first trimester (%)	89	90	87	91	90	90	93	88	86	84	83	86	82	82	91
Births assisted by a doctor or nurse/midwife (most recent birth) (%)	99	99	99	99	99	99	99	99	98	99	99	99	99	98	98
Institutional births (% of births in last 5 years)	99	99	99	99	98	99	99	98	98	99	100	99	99	98	98
Postnatal care from a health professional (% of women for most recent birth)	68	70	60	77	76	60	61	63	52	60	58	60	61	60	75
Had breast cancer exam in past 12 months (%)	38	39	30	38	37	46	37	39	27	40	38	29	22	19	24
Ever had a pap smear (%)	18	19	13	21	14	16	19	19	13	25	21	8	7	5	12
<b>Nutrition in women</b>															
Women 15-49 who are overweight or obese (BMI ≥ 25.0) (%)	48	47	51	45	43	41	58	55	54	43	56	51	55	48	47
<b>Child Health</b>															
<b>Immunization</b>															
Fully vaccinated except BCG (% of children 12-23 months) <sup>1</sup>	94	94	91	93	96	96	95	96	91	94	90	92	89	84	86
Fully vaccinated including BCG (% of children 12-23 months) <sup>2</sup>	87	89	77	90	90	87	86	92	82	85	88	46	73	77	72
<b>Childhood Mortality</b>															
<b>Number of deaths per 1,000 births for the 10 year period before the survey</b>															
Infant mortality	20	20	23	22	18	10	22	19	30	16	20	32	27	24	21
Under-five mortality	22	22	27	24	24	10	25	21	32	20	26	39	30	31	25
<b>Physical and Spousal Violence</b>															
Ever experienced physical violence since age 15 (%)	32	32	33	31	24	23	21	43	48	35	38	31	29	30	37
Ever experienced physical or sexual violence committed by husband (%)	23	23	24	22	20	16	10	29	38	27	21	24	23	26	22
<b>HIV/AIDS</b>															
<b>Knows ways to avoid AIDS:</b>															
Abstinence (% women 15-49)	43	44	41	47	41	41	36	40	40	37	36	45	49	46	45
Limit sex to one partner (% women 15–49)	86	87	84	90	86	75	84	90	88	91	94	80	77	76	72
Using condoms (% women 15–49)	53	54	49	56	52	45	44	58	55	49	56	51	49	48	47
Accepting attitudes towards those living with HIV <sup>3</sup> (% women 15-49)	4	4	4	5	2	3	2	4	3	3	5	7	6	6	8

a-Less than 50% of the women had a birth before reaching the beginning of the age group

1-Includes all basic vaccinations (measles, 3 doses of DPT and polio) except BCG

2-Includes all basic vaccinations (measles, 3 doses of DPT and polio), as well as BCG

3-Accepting of all 4 indicators: Are willing to care for family member with the AIDS virus in the respondent's home; would buy fresh vegetables from shopkeeper who has the AIDS virus; say that a female teacher with the AIDS virus and is not sick should be allowed to continue teaching; would not want to keep secret that a family member got infected with the AIDS virus.



All photos courtesy of Photoshare  
2006 Basil A. Safi/CCP;



2000 Kevork Toranian



Eric Thompson



Joroudi/CCP;



2007 Kevork Toranian