

Egypt

Egypt Service Availability Survey 1989



Cairo Demographic Centre



Demographic and Health Surveys
IRD/Macro International, Inc.



Egypt Service Availability Survey 1989

Availability and Accessibility of Family Planning and Health Services in Rural Egypt

Hussein Abdel-Aziz Sayed

Cairo Demographic Centre
Cairo, Egypt

IRD/Macro International, Inc.
Columbia, Maryland USA

November 1991

This report presents the findings from the Egypt Service Availability Survey (ESAS). The survey was a collaborative effort of the National Population Council, the Cairo Demographic Centre and IRD/Macro International, Inc. The survey is part of the worldwide Demographic and Health Surveys (DHS) program, which is designed to collect data on fertility, family planning, and maternal and child health. Funding for the survey was provided by the U.S. Agency for International Development (Contract No. DPE-3023-C-00-4083-00) and the Government of Egypt.

Additional information about the Egypt Service Availability Survey can be obtained from the Cairo Demographic Centre, 10 Ganal Salen St., Dokki, Cairo, Egypt. Additional information about the DHS program can be obtained by writing to: DHS Program, IRD/Macro International, 8850 Stanford Boulevard, Suite 4000, Columbia, MD 21045, USA (Telephone: 410-290-2800; Telex: 198116; Fax: 410-290-2999).

CONTENTS

	Page
Tables	v
Figures	vii
Acknowledgments	ix
Chapter 1 Introduction	1
Chapter 2 Service Availability Module	3
Chapter 3 Characteristics of Villages	5
3.1 Areal Characteristics	5
3.2 Availability of Health and Family Planning Services	7
Chapter 4 Characteristics of Women	11
4.1 Areal Characteristics	11
4.2 Availability of Basic Services	12
4.3 Availability of Family Planning Services	15
4.4 Availability of Health Services	26
Chapter 5 Conclusions	33
References	35
Appendix: Egypt Service Availability Questionnaire	37
Arabic Summary	111

TABLES

		Page
Table 3.1	Distribution of rural villages by size	5
Table 3.2	Characteristics of rural villages	6
Table 3.3	Accessibility of health and family planning facilities	7
Table 3.4	Availability of health and family planning staff	8
Table 3.5	Affiliation of health and family planning staff	9
Table 3.6	Coverage of villages by trained health and family planning staff	10
Table 4.1	Village and household characteristics of rural women	11
Table 4.2	Distance to public facilities and services	12
Table 4.3	Time required to reach public facilities and services	13
Table 4.4	Availability of family planning outreach services and frequency of visits	14
Table 4.5	Distance to nearest facility providing family planning services	15
Table 4.6	Time required to reach nearest facility providing family planning services	16
Table 4.7	Distance to nearest facility providing family planning services by contraceptive use status	18
Table 4.8	Availability of family planning outreach services by contraceptive use status	19
Table 4.9	Distance to nearest facility providing specific contraceptive methods	20
Table 4.10	Indicators of pill use among current users of the pill	21
Table 4.11	Indicators of correct pill use among current users of the pill	22
Table 4.12	Reasons for not taking pills among current users of the pill	22
Table 4.13	Action taken by pill users who forgot to take a pill	23
Table 4.14	Knowledge of how to check IUD placement and reasons for dissatisfaction with IUD providers	23
Table 4.15	Distance to the nearest family planning facility or pharmacy among women who intend to use family planning	24

	Page
Table 4.16	Distance to the nearest family planning facility or pharmacy providing specific methods among women who intend to use specific methods 25
Table 4.17	Distance to nearest facility with a family planning campaign by couple communication and attitudes toward family planning 26
Table 4.18	Distance to nearest facility providing MCH services 27
Table 4.19	Time required to reach nearest facility providing MCH services 28
Table 4.20	Distance to nearest facility providing MCH services by presence of child birth record and vaccination status 29
Table 4.21	Vaccination status of children by participation of village in vaccination campaign 30
Table 4.22	Distance to nearest facility providing MCH services by children's illness with diarrhea or cough and various treatment variables 31
Table 4.23	Distance to nearest facility providing MCH services by whether mother received antenatal care, was vaccinated with tetanus toxoid, and delivered in a hospital or clinic 32

FIGURES

	Page
Figure 4.1 Availability of family planning outreach services, currently married rural women 15-49	14
Figure 4.2 Distance to nearest contraceptive source, currently married rural women 15-49	17

ACKNOWLEDGMENTS

The author would like to thank Anne R. Cross, Marilyn Wilkinson, and Jeanne Cushing of IRD/Macro International, Inc. for their contributions to this report, and the U.S. Agency for International Development for funding.

Chapter 1

INTRODUCTION

The Egypt Demographic and Health Survey (EDHS), implemented 1988-1989, utilized four different questionnaires. First, was the household questionnaire, which consisted of a schedule for listing household members, along with selected characteristics (age, sex, marital status, etc.), housing conditions, household ownership, and information on maternal mortality. Second, the individual questionnaire was administered to all eligible women identified from the household schedule—that is, ever-married women age 15-49 who were present in the household the night before the interview. The individual questionnaire was based on the DHS model "A" questionnaire for high contraceptive prevalence countries, with some additional topics, including height and weight of children. Interviews were completed with 9,805 households (99 percent response rate) and 8,911 eligible women (98 percent response rate). The characteristics of these women, their behavior and attitudes regarding marriage, fertility, family planning, and maternal and child health and mortality have been described previously (Sayed et al., 1989).

In the rural villages selected in the EDHS sample, two additional questionnaires were implemented: the community questionnaire and the service availability module. The main objectives of these questionnaires were to describe community characteristics, to assess the availability and accessibility of family planning and health services, and to determine the effects of these variables on individual behavior. This paper focuses on the results from the service availability module.

The purpose of the service availability module is to collect information about the service environment in which women and children live by examining the outreach services available in a community and the types of family planning and health facilities located in a 30 kilometer radius of the community. The service availability information complements the data collected in the individual survey; it consists of information about the *supply* of services, which can be compared with women's *demand* for services as ascertained in the individual questionnaire. These two types of information together produce a multi-dimensional picture of the health and family planning services available in a country. They also help to explain women's behavior regarding utilization of family planning and health services.

There are two purposes in collecting service availability information. The first is to produce a description of the available facilities and outreach programs that provide maternal and child health services (including family planning). In Egypt, the service availability survey was carried out only in the rural areas because it was felt that less was known about the service environment of rural women; also, urban women are, by definition, located nearer to a wide range of service delivery points. Thus, the objective in Egypt was to describe the health and family planning services available to rural women. This paper examines the existence of services in rural communities and the proximity—i.e., distance in kilometers and time in minutes—of women to facilities providing services.

The second purpose in collecting service availability information is to analyze the relationship between availability of health and family planning services and the utilization of these services. This relationship, which is difficult to measure, can only be touched on in this paper with the use of cross-tabulations. Such a limited assessment is not adequate to explain women's behavior, but does reveal areas for further investigation. The application of more sophisticated analytical techniques might lead to greater insight into the use and nonuse of services by rural women.

The rural populations of Lower Egypt and Upper Egypt are compared throughout this paper. This is because previous analysis found large differences in the indicators for these two subgroups (Sayed et al., 1989). Use of contraception among rural women in Upper Egypt is one-third the level among rural women in Lower Egypt. Childhood mortality rates are much higher, and childhood immunization

coverage much lower in rural Upper Egypt than in rural Lower Egypt. Although the intent of this paper is to examine the relationship between availability and use of services, it was thought that some insights into the differences between Lower and Upper Egypt might derive from looking at differentials in service availability. Conclusions based on these differentials can only be inferred, however, since, even if both availability of services and service utilization are higher in one region than in the other, it does not mean that the former caused the latter. For example, clinics are often deliberately established in areas where use is already fairly high, but where more women are in need of services. Thus, the high level of service utilization might be due to the high level of use, rather than the greater availability of services.

Chapter 2

SERVICE AVAILABILITY MODULE

The service availability module was implemented in 1989 in the 120 rural villages selected in the first stage of the EDHS sample. The EDHS utilized a systematic sample of households selected in three stages. The primary sampling units (PSU) at the first stage were *shiakhas* (administrative subdivisions of a city) or towns in urban areas and villages in rural areas. These primary sampling units were selected with probability proportional to size as determined by the 1986 preliminary population figures. At this stage, a total of 228 PSUs were selected, including 108 shiakhas/towns and 120 villages. In the following stages, two segments were selected from each primary sampling unit; then, the households were systematically selected from the prepared list of households in each segment. Five of Egypt's 26 governorates (representing one percent of the overall population) were excluded from the sample because of their dispersed populations.

The sample design has important implications for the analysis of service availability. First, the sample was designed to produce a representative sample of women, not villages. Since villages were selected with probability proportional to size, the sample of villages overrepresents larger villages. This issue is discussed more fully in Chapter 3. Second, even though many of the figures in this report are based on interviews with 4,215 currently married rural women, the effective sample size is 120, the number of primary sampling units. This is because the information on service availability is not obtained independently for each woman and does not vary within each sampling unit (Pllum, 1991). Thus, the *design effect*, the clustering of interviews instead of a simple random sample without clustering, is much larger for the service availability data than for data from the individual questionnaire. This constraint must be kept in mind since sampling errors associated with most of the results are presumed to be large.

The service availability module was designed to collect basic information about the availability of services in each of the rural villages selected in the EDHS sample. To achieve this, interviewers gathered information at the village level about five types of service facilities: the number of facilities in the community, and the distance (measured in kilometers and minutes) to the nearest facility of each type. In order to obtain information about the quality of services, interviewers visited all such facilities located in the village, or the nearest facility of each type.

The Egypt service availability module has six sections. Section 1 includes questions about areal characteristics and general information about the facilities and services available in the village or within 30 kilometers of the village (e.g., type of public transportation; presence of schools, telephone and post offices, etc. in the village, or distance to them; whether the village is covered by a *daya*, a trained nurse-midwife, or a community based family planning worker, etc.). Sections 2-6 collect information about each of five types of service facilities: 1) government hospitals, 2) government maternal and child health (MCH) centers, 3) government family planning clinics, 4) private voluntary family planning clinics, and 5) pharmacies. Detailed information is collected about the distance to the facility from the village and the approximate time required to reach the facility, type of services offered, number of staff persons with particular skills, campaigns to promote oral rehydration therapy and immunization of children, etc. In order to limit the workload, the questionnaires were first administered to facilities located in the selected villages. If no example of a particular type of facility was found in the village, the questionnaire was administered to the nearest facility of that type within 30 kilometers of the village.

The survey was fielded in June 1989 following a week of interviewer training. Most of the interviewers had been involved previously with EDHS activities, such as the household quick count operation, the household listing, supervision of fieldwork teams, etc. The training included an explanation of the service availability module, definition of the terms used in the questionnaire, and

practice sessions in villages similar to those selected in the EDHS. Selection criteria for the interviewees were their familiarity with DHS operations and their readiness to move between selected villages and the identified facilities. A total of 18 male interviewers participated in the Egypt Service Availability Survey

Informants for the survey varied depending on which section of the questionnaire was being addressed. Information on general and areal characteristics was obtained from the village headman or an official working in the village. Other sections of the questionnaire were answered by relevant staff at the facilities being surveyed. Interviewers were instructed to visit all facilities identified in Section 1 of the questionnaire and to carry out the necessary follow-up visits until all sections pertaining to the facilities were completed. Interviewers were instructed to ignore facilities located more than 30 kilometers from the village.

Chapter 3

CHARACTERISTICS OF VILLAGES

3.1 Areal Characteristics

Egyptian villages vary greatly in size, ranging from as low as 800 inhabitants to over 120,000, according to the 1986 census. Table 3.1 shows the distribution of villages for the country as a whole (the sampling frame) and for the EDHS sample. There are a total of 4,131 villages in the sample frame, 60 percent in Lower Egypt and 40 percent in Upper Egypt. From these, 120 rural PSUs (villages) were selected for the EDHS sample. As noted above, the EDHS sample was designed to produce a representative sample of ever-married women 15-49 and not a representative sample of villages. Since villages were selected with probability proportional to their size, larger villages are overrepresented in the sample (see Table 3.1). Although villages with 16,000 or more inhabitants represent only about 5 percent of all villages, they make up 20 percent of the total number of villages in the sample. In rural Lower and Upper Egypt, smaller villages are greatly underrepresented, especially in Lower Egypt. The percentage of villages with 4,000-10,000 inhabitants is almost the same in both the sample frame and the EDHS sample. It should be noted that, overall, villages in Upper Egypt are larger than those in Lower Egypt. The median size of villages in Upper Egypt is 5,657 persons, compared with 4,708 in Lower Egypt.¹

Table 3.1 DISTRIBUTION OF RURAL VILLAGES BY SIZE
Percent distribution of all rural villages (frame) and those selected in the EDHS sample by number of inhabitants, Lower and Upper Egypt

Number of inhabitants	Lower Egypt				Upper Egypt				All Egypt			
	Number		Percent		Number		Percent		Number		Percent	
	Frame	EDHS	Frame	EDHS	Frame	EDHS	Frame	EDHS	Frame	EDHS	Frame	EDHS
Under 2,000	415	2	16.8	3.0	171	3	10.3	5.7	586	5	14.2	4.2
2,000-3,999	641	8	25.9	11.9	411	6	24.8	11.3	1,052	14	25.5	11.7
4,000-5,999	475	13	19.2	19.4	308	8	18.5	15.1	783	21	19.0	17.5
6,000-7,999	323	10	13.1	14.9	249	6	15.0	11.3	572	16	13.8	13.3
8,000-9,999	209	5	8.5	7.5	173	7	10.4	13.2	382	12	9.2	10.0
10,000-11,999	125	6	5.0	9.0	125	7	7.5	13.2	250	13	6.0	10.8
12,000-13,999	88	6	3.6	9.0	81	4	4.9	7.5	169	10	4.1	8.3
14,000-15,999	77	4	3.1	6.0	46	1	2.8	1.9	123	5	3.0	4.2
16,000 or more	118	13	4.8	19.4	96	11	5.8	20.8	214	24	5.2	20.0
Total	2,471	67	100.0	100.0	1,660	53	100.0	100.0	4,131	120	100.0	100.0

¹ The characteristics describe here represent only the situation in the 120 villages surveyed in the EDHS, not the universe of villages in Egypt.

The selected villages share similar physical characteristics (see Table 3.2). They have a nuclear settlement pattern (75 percent), are located within 15 kilometers of the nearest city or town (81 percent) are accessible by minibus or collective taxi (77 percent), and have paved roads (87 percent). There are some differences between Lower and Upper Egypt; in Lower Egypt, a larger percentage of villages are dispersed (31 percent compared with 17 percent in Upper Egypt); however, a wider variety of methods of transport are available in Lower Egypt. In Upper Egypt, some villages are accessible mainly by boat (17 percent).

Table 3.2 CHARACTERISTICS OF RURAL VILLAGES
Percent distribution of rural villages by type of settlement pattern, distance to nearest town or city, type of main access road, and most common transport to town or city; and the percentage of villages with various modes of transport available, Lower and Upper Egypt, 1989

Characteristic of village	Lower Egypt	Upper Egypt	All Egypt
Settlement Pattern			
Nuclear	68.7	83.0	75.0
Dispersed	31.3	17.0	25.0
Distance to nearest city/town			
<5 km	14.9	28.3	20.8
5-14 km	65.7	52.8	60.0
15-29 km	13.4	18.9	15.8
30+ km	6.0	0.0	3.3
Main access road			
Asphalt or cement	83.6	79.2	81.7
Paved with stone	4.5	5.7	5.0
Unpaved	11.9	13.2	12.5
Missing	0.0	1.9	0.8
Most common transport to nearest city/town			
Bus	7.5	7.5	7.5
Minibus	43.3	50.9	46.7
Taxi	7.5	1.9	5.0
Collective taxi	26.9	35.8	30.8
Other motor vehicle	6.0	0.0	3.3
Train	3.0	0.0	1.7
Boat	0.0	3.8	1.7
None/missing	5.8	0.1	3.3
Total	100.0	100.0	100.0
Percent with type of transport available			
Bus	77.6	54.7	67.5
Minibus	88.1	84.9	86.7
Taxi	64.2	75.5	69.2
Collective taxi	80.6	92.4	85.8
Other motor vehicle	61.2	37.7	50.8
Train	22.4	13.2	18.3
Boat	1.5	15.1	7.5
None	6.0	0.0	3.3
Number of villages	67	53	120

Almost all villages have some means of motorized public transport (bus or taxi) to the nearest city or town. Buses appear to be somewhat more common in Lower Egypt, while taxis are more common in Upper Egypt. Train transport is more common in Lower Egypt and boat transport more common in Upper Egypt.

3.2 Availability of Health and Family Planning Services

The health and family planning infrastructure is accessible (i.e., located within 30 kilometers) for all villages, with the exception of private family planning clinics (see Table 3.3). Over 90 percent of the sampled villages are located within 30 kilometers of three types of government facilities (government hospitals, maternal and child health centers, and family planning clinics). Regional differences are negligible, although a larger proportion of villages in Upper Egypt have no access to a government family planning clinic. Similarly, both pharmacies and private doctors' clinics are accessible to almost all villages, with slight regional differences in favor of Upper Egypt. The situation is very different for private clinics. Private family planning clinics are located within 30 kilometers of only half of the villages, and the difference between Upper and Lower Egypt is marked; twice as many villages in Lower Egypt have no access to a private family planning clinic as in Upper Egypt (67 percent vs. 30 percent).

Table 3.3 ACCESSIBILITY OF HEALTH AND FAMILY PLANNING FACILITIES
Percent distribution of rural villages by number of specific health and family planning facilities located within 30 kilometers of the villages, according to type of facility, Lower and Upper Egypt, 1989

Region/Number of facilities	Type of facility					
	Gov't hospital	Gov't MCH center	Gov't FP clinic	Private FP clinic	Pharmacy	Private doctor's clinic
Lower Egypt						
None	1.5	4.5	1.5	67.2	0.0	1.5
1	98.5	94.0	94.0	32.8	74.6	79.1
2	0.0	1.5	3.0	0.0	11.9	0.0
3	0.0	0.0	1.5	0.0	6.0	0.0
4	0.0	0.0	0.0	0.0	4.5	0.0
5+	0.0	0.0	0.0	0.0	1.5	19.4
Not given	0.0	0.0	0.0	0.0	1.5	0.0
Upper Egypt						
None	0.0	3.8	17.0	30.2	0.0	0.0
1	98.1	96.2	83.0	69.8	77.4	86.8
2	1.9	0.0	0.0	0.0	17.0	1.9
3	0.0	0.0	0.0	0.0	1.9	0.0
4	0.0	0.0	0.0	0.0	1.9	0.0
5+	0.0	0.0	0.0	0.0	1.9	11.3
All Egypt						
None	0.8	4.2	8.3	50.8	0.0	0.8
1	98.3	95.0	89.2	49.2	75.8	82.5
2	0.8	0.8	1.7	0.0	14.2	0.8
3	0.0	0.0	0.8	0.0	4.2	0.0
4	0.0	0.0	0.0	0.0	3.3	0.0
5+	0.0	0.0	0.0	0.0	1.7	15.8
Not given	0.0	0.0	0.0	0.0	0.8	0.0
Total	100.0	100.0	100.0	100.0	100.0	100.0

Rural women receive health and family planning services through a group of government and private sector personnel working at the village level. Table 3.4 shows the distribution of villages according to the number of health and family planning personnel serving each village. *Dayas* (traditional birth attendants) are the most common health workers in the villages, with 86 percent of villages covered by a *daya* (88 percent in Lower Egypt and 83 percent in Upper Egypt). Training in modern contraceptive methods is a precondition for *dayas* to participate in providing family planning services; however, only 29 percent of villages have a *trained daya* (Table 3.4). This percentage is slightly higher in Lower Egypt (31 percent) than in Upper Egypt (26 percent). Seventy percent of villages are covered by trained nurse/midwives, almost half by community-based family planning workers, and 60 percent by family planning nurses.

Table 3.4 AVAILABILITY OF HEALTH AND FAMILY PLANNING STAFF
Percent distribution of rural villages by number of specific health and family planning staff covering the villages, according to type of staff, Lower and Upper Egypt, 1989

Region/Number of staff	Type of staff				
	Any <i>daya</i>	<i>Daya</i> trained in FP	Trained nurse/midwife	CBFP worker ¹	Family planning nurse
Lower Egypt					
None	11.9	68.7	20.9	52.3	14.9
1	35.8	11.9	13.4	32.8	47.8
2	19.4	4.5	16.4	6.0	25.4
3	7.5	4.5	14.9	0.0	1.5
4	9.0	3.0	14.9	1.5	3.0
5+	16.4	7.4	19.5	7.4	7.4
Upper Egypt					
None	17.0	73.6	41.5	54.7	52.8
1	28.3	13.2	18.9	32.1	26.4
2	18.9	5.6	20.7	5.6	13.2
3	18.9	3.8	7.6	3.8	5.7
4	9.4	3.8	5.7	3.8	1.9
5+	7.6	0.0	5.6	0.0	0.0
All Egypt					
None	14.2	70.8	30.0	53.3	31.7
1	32.5	12.5	15.8	32.5	38.3
2	19.2	5.0	18.3	5.8	20.0
3	12.5	4.2	11.7	1.7	3.3
4	9.2	3.3	10.8	2.5	2.5
5+	12.4	4.2	13.5	4.2	4.2
Total	100.0	100.0	100.0	100.0	100.0

¹Community-based family planning worker

There are marked regional differences in the availability of trained nurse/midwives and family planning nurses (see Table 3.4). The percentage of villages covered by trained nurse/midwives in Lower Egypt is substantially higher than in Upper Egypt (79 percent vs. 59 percent). The differences are even more striking for family planning nurses; 85 percent of villages in Lower Egypt are served by family planning nurses, compared with 47 percent in Upper Egypt.

The affiliation of health and family planning workers is an important factor in determining the scope of their work in the community. Table 3.5 presents affiliation information for all staff persons, except dayas. With the exception of community-based family planning workers, most of the health and family planning staff are attached to government facilities. A sizeable number of villages have engaged workers from the Ministry of Social Affairs and various non-governmental organizations in their family planning activities.

Table 3.5 AFFILIATION OF HEALTH AND FAMILY PLANNING STAFF
Percentage of rural villages covered by specific health and family planning staff, by organization with which staff is affiliated, Lower and Upper Egypt, 1989

Organization of affiliation	Type of staff								
	Trained nurse-midwife			Community-based FP worker			Family planning nurse		
	Lower Egypt	Upper Egypt	All Egypt	Lower Egypt	Upper Egypt	All Egypt	Lower Egypt	Upper Egypt	All Egypt
Percentage of villages with staff	79.1	58.5	70.0	47.7	45.3	46.7	85.1	47.2	68.3
Government hospital	23.8	36.4	26.4	3.1	4.2	3.6	22.8	36.0	26.8
Government MCH center	19.1	18.2	18.9	3.1	4.2	3.6	7.0	32.0	14.6
Government FP clinic	47.6	27.3	43.4	46.6	8.3	26.8	66.7	44.0	59.8
Private FP clinic	NA	NA	NA	3.1	12.3	7.1	7.0	12.0	8.5
Rural social unit	NA	NA	NA	46.8	29.2	39.3	NA	NA	NA
Private clinic	NA	NA	NA	NA	NA	NA	NA	NA	NA
Others	35.7	45.5	37.7	15.6	58.3	33.9	20.0	20.0	19.5
Number of villages with staff	42	11	53	32	24	56	57	25	82

Note: Villages may be covered by more than one of a particular type of staff person.
NA = Not applicable

The service availability module collected information about home visits and activities performed by local health and family planning personnel. These questions were only asked for trained nurse/midwives and for doctors in private clinics (see Table 3.6). For nurse/midwives, the key factor is the actual presence of such persons in the village. The provision of contraceptives occurred less frequently in the villages served by trained nurse/midwives (72 percent), especially in Upper Egypt where only 64 percent of the villages covered by trained nurse/midwives received such services. Provision of contraceptives was about the same for family planning nurses, who covered 66 percent of the villages. This figure increased to about 79 percent in Lower Egypt, compared with 36 percent in Upper Egypt.

In villages with at least one private clinic, the perceived activities of physicians, particularly regarding family planning, were examined. In 64 to 72 percent of villages covered by a private clinic, informants reported that physicians at these clinics provided maternal and child health (MCH) and family planning services. There are regional differences in the perceived activities of physicians; while these percentages range from 78 to 82 percent in Lower Egypt, they are 44 to 63 percent in Upper Egypt, indicating a lower level of service in Upper Egypt for both the government and private sectors. It should

be noted that village informants generally report that physicians do not provide family planning methods other than the IUD; in only 11 percent of villages were physicians seen as providing other family planning services.

Table 3.6 COVERAGE OF VILLAGES BY TRAINED HEALTH AND FAMILY PLANNING STAFF
 Percentage of rural villages covered by a trained nurse/midwife, a family planning nurse, or a private clinic and, of these, the percentage providing specific services, Lower and Upper Egypt, 1989

Village covered by:/Services provided	Lower Egypt	Upper Egypt	All Egypt
Trained nurse-midwife	79.1	58.5	70.0
Nurse-midwife providing:			
Antenatal care	92.9	90.9	92.4
Assistance at delivery	95.2	90.9	94.3
Postnatal care	85.7	100.0	88.7
Advice about family planning	92.9	100.0	94.3
Family planning methods	73.8	63.6	71.7
Family planning nurse	85.1	47.2	68.3
Family planning nurse distributes methods	79.0	36.0	65.9
Private clinic	73.1	60.4	67.5
Private clinic with physician providing:			
Antenatal care	81.6	56.3	71.6
Assistance at delivery	77.6	62.5	71.6
Postnatal care	77.6	53.1	67.9
Advice about family planning	77.6	43.8	64.2
IUD insertions	79.6	56.3	70.4
Other family planning methods	14.3	6.3	11.1
Total number of villages	67	53	120

Chapter 4

CHARACTERISTICS OF WOMEN

4.1 Areal Characteristics

Some village characteristics can be expected to have an effect on family planning and health services utilization. Such factors as density of settlement, distance to major cities and towns, type of available transport, and quality of roads linking villages to other places are ways of measuring communication inside and outside villages.

Table 4.1 presents the distribution of currently married rural women according to selected characteristics of the villages in which they were interviewed. This table parallels Table 3.2, but shows the data in terms of *individual women*, instead of villages. In general, the differences between the two distributions are minimal, that is, the distribution of women by the characteristics of their villages is similar to the distribution of the villages by these characteristics. For example, 75 percent of the villages are nuclear and 25 percent are dispersed, while 80 percent of women live in villages that are nuclear and 20 percent in villages that are dispersed. One reason for the similarity of the distributions may be that about the same number of women were interviewed in each of the villages sampled.

Table 4.1 VILLAGE AND HOUSEHOLD CHARACTERISTICS OF RURAL WOMEN
Percent distribution of currently married rural women 15-49 by characteristics of their villages and households, Lower and Upper Egypt, 1989

Characteristic of village	Lower Egypt	Upper Egypt	All Egypt	Characteristic of household	Lower Egypt	Upper Egypt	All Egypt
Settlement pattern				Household water source			
Nuclear	75.1	84.6	79.5	Tap	65.6	46.5	56.8
Dispersed	24.9	15.4	20.5	Well with pump	27.4	48.4	37.1
Distance to nearest city/town				Well without pump	0.2	0.4	0.3
<5 km	14.8	22.8	18.4	Tanker truck/vendors	0.3	0.1	0.2
5-14 km	71.5	56.2	64.5	Nile/canal	0.5	3.6	1.9
15-29 km	9.1	21.0	14.6	Other	5.9	0.9	3.6
30+ km	4.6	0.0	2.5	Household power			
Most common transport to nearest city/town				Electricity	91.2	84.0	87.9
Bus	6.1	7.6	6.8	No electricity	8.8	16.0	12.1
Minibus	39.1	48.5	43.4	Household toilet type			
Taxi	9.0	1.4	5.5	Modern toilet	3.1	1.9	2.6
Collective taxi	26.4	39.5	32.4	Trad. tank flush	1.5	2.0	1.7
Other motor vehicle	7.8	0.0	4.2	Trad. bucket flush	69.8	45.0	58.4
Train	2.8	0.0	1.5	Pit latrine	11.9	17.4	14.4
Boat	0.0	3.1	1.4	Bucket	2.1	0.5	1.3
Missing	8.8	0.0	4.8	Other	0.9	2.0	1.4
Main access road				No facilities	10.7	31.0	20.0
Asphalt or cement	76.7	75.1	76.0	Total	100.0	100.0	100.0
Paved with stone	6.0	4.9	5.5	Number of women	2,278	1,937	4,215
Unpaved	17.3	17.5	17.4				
Missing	0.0	2.5	1.1				

As with the sampled villages, most currently married rural women live in villages that are within 15 kilometers of a city or town (83 percent), have bus or taxi transport available (88 percent), and have at least one paved road (82 percent). Differences between Lower and Upper Egypt in terms of distance to the nearest city or town, most common transport used, and the type of the main access road are small.

Table 4.1 also shows the distribution of currently married rural women by the presence of specific household amenities. Over half of rural women live in households that obtain water from a tap (57 percent), while most of the remainder obtain water from wells with pumps (37 percent). Women in Lower Egypt are more likely to have access to tap water than women in Upper Egypt, who are more likely to depend on well water. The vast majority of rural women live in households with electricity (88 percent), with women in Lower Egypt only slightly more likely to have electricity than women in Upper Egypt. Finally, most women live in households that have traditional toilet facilities that are flushed with water from a bucket (58 percent); 14 percent have pit latrines, and 20 percent have no toilet facilities. The traditional toilets are more common in Lower Egypt, while women in Upper Egypt are more likely to have no facilities or to have a pit latrine.

4.2 Availability of Basic Services

Tables 4.2 and 4.3 present the distribution of married rural women by distance and time to reach various public facilities and services. This is a measure of the general accessibility of these facilities and services. The figures for schools show the expected pattern of lower schools being closer than schools of higher education. Thus, primary schools are closer to women than secondary schools, which are, in turn,

Table 4.2 DISTANCE TO PUBLIC FACILITIES AND SERVICES
Percent distribution of currently married rural women 15-49 by distance to various public facilities and services, Lower and Upper Egypt, 1989

Region/Distance to nearest public facilities and services	Kinder- garden	Primary school	Seco- ndary school	Tech- nical school	Univer- sity	Post office	Public telephone office	Police station	Fire station	Cinema	Public market
Lower Egypt											
In village	45.2	85.9	20.7	11.1	0.0	68.1	59.2	26.0	22.7	3.6	22.3
<1 km	1.9	7.5	0.0	1.0	0.0	3.3	2.8	0.0	0.0	3.7	5.0
1-4 km	19.2	3.4	20.4	15.4	2.2	12.7	20.7	32.3	23.9	3.3	41.2
5-14 km	28.3	3.2	45.0	48.5	16.1	10.8	12.3	28.9	33.7	33.6	22.0
15+ km	1.1	0.0	11.4	17.6	74.5	1.8	1.8	1.8	11.2	27.4	5.2
Unknown/unavail.	4.2	0.0	2.6	6.5	7.1	3.2	3.2	11.1	8.5	28.4	4.3
Upper Egypt											
In village	43.0	89.8	4.1	2.6	0.0	61.8	59.2	20.6	11.0	0.3	38.7
<1 km	0.0	4.0	0.0	0.0	0.0	4.4	4.4	5.5	3.6	1.5	0.3
1-4 km	32.0	4.8	24.6	21.0	0.9	29.3	29.0	45.5	29.9	10.5	32.1
5-14 km	7.8	1.5	44.6	42.9	14.2	4.5	4.5	13.5	37.6	26.6	22.8
15+ km	3.1	0.0	18.8	20.4	84.9	0.0	0.0	1.2	7.0	42.2	1.2
Unknown/unavail.	14.1	0.0	7.9	13.1	0.0	0.0	2.8	13.7	10.9	18.9	5.0
All Egypt											
In village	44.2	87.7	13.1	7.2	0.0	65.2	59.2	23.5	17.3	2.1	29.8
<1 km	1.0	5.9	0.0	0.6	0.0	3.8	3.5	2.5	1.6	2.7	2.8
1-4 km	25.1	4.0	22.3	18.0	1.6	20.3	24.5	38.4	26.7	6.6	37.0
5-14 km	18.9	2.4	44.8	45.9	15.3	7.9	8.7	21.8	35.5	30.4	22.4
15+ km	2.1	0.0	14.8	18.9	79.3	1.0	1.0	1.5	9.2	34.2	3.3
Unknown/unavail.	8.8	0.0	5.0	9.5	3.8	1.8	3.1	12.3	9.6	24.0	4.6
Total	100.0	100.0	100.0	100.0	100.0	100.0	100.0	100.0	100.0	100.0	100.0

Note: The number of currently married rural women is 2,278 for Lower Egypt, 1,937 for Upper Egypt, and 4,215 for all Egypt.

Table 4.3 TIME REQUIRED TO REACH PUBLIC FACILITIES AND SERVICES
 Percent distribution of currently married rural women 15-49 by one-way travel time to various public facilities and services, Lower and Upper Egypt, 1989

Region/Distance to nearest public facilities and services	Kinder- garten	Primary school	Secon- dary school	Tech- nical school	Univer- sity	Post office	Public telephone office	Police station	Fire station	Cinema	Public market
Lower Egypt											
0-14 minutes	60.9	89.9	38.0	27.4	2.2	77.2	75.4	46.4	45.1	12.9	54.8
15-29 minutes	24.6	9.4	37.8	40.4	13.4	16.0	17.6	39.3	28.0	19.5	28.9
30-59 minutes	10.2	0.7	21.5	22.9	49.2	3.5	3.8	3.3	17.6	29.0	9.8
60+ minutes	0.0	0.0	0.0	2.9	28.0	0.0	0.0	0.0	0.7	10.2	2.1
Unknown/unavail.	4.2	0.0	2.6	6.5	7.1	3.2	3.2	11.1	8.5	28.4	4.3
Median time	10.6	5.6	15.6	15.9	45.0	5.9	10.1	11.0	15.0	30.3	10.7
Upper Egypt											
0-14 minutes	47.1	93.3	11.5	10.4	0.0	76.5	70.9	41.6	32.2	5.6	57.4
15-29 minutes	28.5	6.7	54.6	48.9	8.7	14.5	17.2	31.3	43.4	21.6	34.4
30-59 minutes	10.3	0.0	26.0	27.6	45.3	9.1	9.1	13.5	13.4	45.1	3.2
60+ minutes	0.0	0.0	0.0	0.0	46.0	0.0	0.0	0.0	0.0	8.7	0.0
Unknown/unavail.	14.1	0.0	7.9	13.1	0.0	0.0	2.8	13.7	10.9	18.9	5.0
Median time	15.1	5.8	20.5	25.4	45.7	10.1	10.0	15.4	15.7	30.7	10.7
All Egypt											
0-14 minutes	54.6	91.4	25.8	19.6	1.2	76.9	73.3	44.2	39.2	9.6	56.0
15-29 minutes	26.4	8.2	45.6	44.3	11.2	15.3	17.4	35.6	35.1	20.5	31.4
30-59 minutes	10.3	0.4	23.6	25.1	47.4	6.1	6.2	8.0	15.7	36.4	6.8
60+ minutes	0.0	0.0	0.0	1.6	36.3	0.0	0.0	0.0	0.4	9.5	1.2
Unknown/unavail.	8.8	0.0	5.0	9.5	3.8	1.8	3.1	12.3	9.6	24.0	4.6
Median time	10.8	5.7	15.9	20.5	45.3	6.0	10.1	15.1	15.4	30.6	10.7
Total	100.0	100.0	100.0	100.0	100.0	100.0	100.0	100.0	100.0	100.0	100.0

Note: The number of currently married rural women is 2,278 for Lower Egypt, 1,937 for Upper Egypt, and 4,215 for all Egypt.

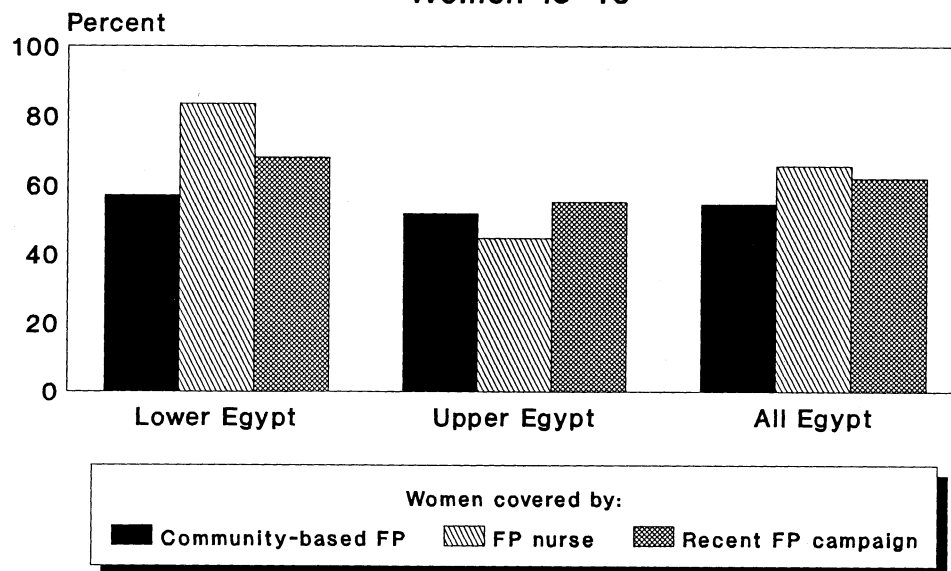
closer than technical schools and universities. The only exception is kindergartens, which are farther from women on average, than primary schools. Overall, 98 percent of married rural women live in villages that are within five kilometers of a primary school, while 35 percent live within five kilometers of a secondary school, and 26 percent within five kilometers of a technical school; only 2 percent of women live within five kilometers of a university. A large majority of women are within five kilometers of other public services including the post office (89 percent), telephone office (87 percent), police station (64 percent), fire station (46 percent), and public market (70 percent). The cinema is an exception; only 11 percent of women are within five kilometers of a cinema. There is no appreciable difference between Lower and Upper Egypt regarding the availability of these services, except that secondary and technical schools are slightly farther from women in Upper Egypt than in Lower Egypt. In general, the distribution by time to the various services (Table 4.3) parallels the distribution by distance (Table 4.2).

Family planning outreach services are available to the majority of rural women; approximately 3 of 5 rural women live in villages that had a family planning campaign in the year preceding the survey, or that were covered by either a community-based family planning worker or a family planning nurse, or both (see Table 4.4 and Figure 4.1). Outreach activities are more common in Lower Egypt than in Upper Egypt, especially coverage by a family planning nurse. The proportion of women in Lower Egypt in villages covered by family planning nurses is almost double that of Upper Egypt. Furthermore, in the villages that are covered by a family planning nurse, household visits occur more frequently in Lower Egypt than in Upper Egypt. These differences are due to the fact that use of family planning is greater in Lower Egypt.

Table 4.4 AVAILABILITY OF FAMILY PLANNING OUTREACH SERVICES AND FREQUENCY OF VISITS
 Percentage of currently married rural women 15-49 in vil-
 lages with a family planning campaign in the 12 months
 preceding the survey, the percentage covered by a commu-
 nity-based family planning worker or a family planning
 nurse, and, of those covered, the percent distribution by
 frequency of visits, Lower and Upper Egypt, 1989

Outreach services/ Frequency of visits	Lower Egypt	Upper Egypt	All Egypt
Family planning campaign in the 12 months preceding the survey	68.1	55.3	62.2
Covered by a community-based FP worker	57.1	52.0	54.7
Of those covered, percent visited:			
Once a week	74.9	51.1	64.5
Once a month	22.3	46.2	32.8
Less than once a month	2.8	2.6	2.7
Total	100.0	100.0	100.0
Covered by a family planning nurse	83.4	44.8	65.6
Of those covered, percent visited:			
Once a week	61.0	33.8	52.5
Once a month	17.4	13.9	16.3
Less than once a month	21.6	52.3	31.2
Total	100.0	100.0	100.0
Number of women	2,278	1,937	4,215

Figure 4.1
 Availability of Family Planning Outreach
 Services, Currently Married Rural
 Women 15-49



ESAS 1989

4.3 Availability of Family Planning Services

General Availability of Services

Tables 4.5 and 4.6 and Figure 4.2 show the distribution of currently married rural women by distance and time to the nearest facility providing family planning services or supplies. Two of three rural women have family planning services available in the village in which they live (from at least one of the five types of facilities for which data were collected). Family planning services are less than 30 minutes away for 97 percent of women. Even when pharmacies—which provide supplies but not services—are excluded, the percentage of women with facilities in their villages is still 55 percent. The most common facilities providing family planning supplies and services are government family planning clinics and pharmacies; about 40 percent of rural married women live in villages with one or more of these facilities, and 90 percent live within five kilometers of a pharmacy. On the other hand, many women have to travel 15 kilometers or more to obtain services from other governmental sources such as hospitals and MCH centers. Private voluntary family planning clinics, which are generally operated by non-governmental organizations, are distant or unknown to the majority of rural women (52 percent); only 15 percent of women live within five kilometers of a private family planning clinic.

Table 4.5 DISTANCE TO NEAREST FACILITY PROVIDING FAMILY PLANNING SERVICES
Percent distribution of currently married rural women 15-49 by distance to nearest facility providing family planning services or supplies, according to type of facility, Lower and Upper Egypt, 1989

Region/Distance to nearest facility	Type of facility providing family planning services						
	Gov't hospital	Gov't MCH center	Gov't FP clinic	Private FP clinic	Pharmacy	Any facility	Any except pharmacy
Lower Egypt							
In village	10.0	11.7	53.5	6.1	39.2	66.2	62.1
<1 km	0.0	2.8	8.0	0.1	17.7	11.2	8.1
1-4 km	14.9	8.8	21.4	3.7	30.9	18.6	19.1
5-14 km	37.1	36.3	12.5	12.0	12.1	4.0	10.7
15-29 km	15.9	7.3	0.0	2.5	0.0	0.0	0.0
30+ km	22.0	33.2	4.6	75.6	0.0	0.0	0.0
Upper Egypt							
In village	4.3	17.1	32.4	4.5	37.3	60.2	47.1
<1 km	0.0	2.9	3.9	3.3	12.7	7.2	5.7
1-4 km	8.4	12.5	16.5	14.3	41.4	28.6	17.3
5-14 km	47.9	23.8	25.5	26.5	3.9	3.9	20.6
15-29 km	21.6	8.0	8.1	27.0	4.6	0.0	7.8
30+ km	17.8	35.6	13.5	24.5	0.0	0.0	1.4
All Egypt							
In village	7.4	14.2	43.8	5.4	38.4	63.5	55.2
<1 km	0.0	2.9	6.1	1.6	15.4	9.4	7.0
1-4 km	11.9	10.5	19.1	8.5	35.8	23.2	18.3
5-14 km	42.1	30.5	18.5	18.7	8.4	4.0	15.2
15-29 km	18.5	7.6	3.7	13.7	2.1	0.0	3.6
30+ km	20.1	34.3	8.7	52.1	0.0	0.0	0.7
Total	100.0	100.0	100.0	100.0	100.0	100.0	100.0

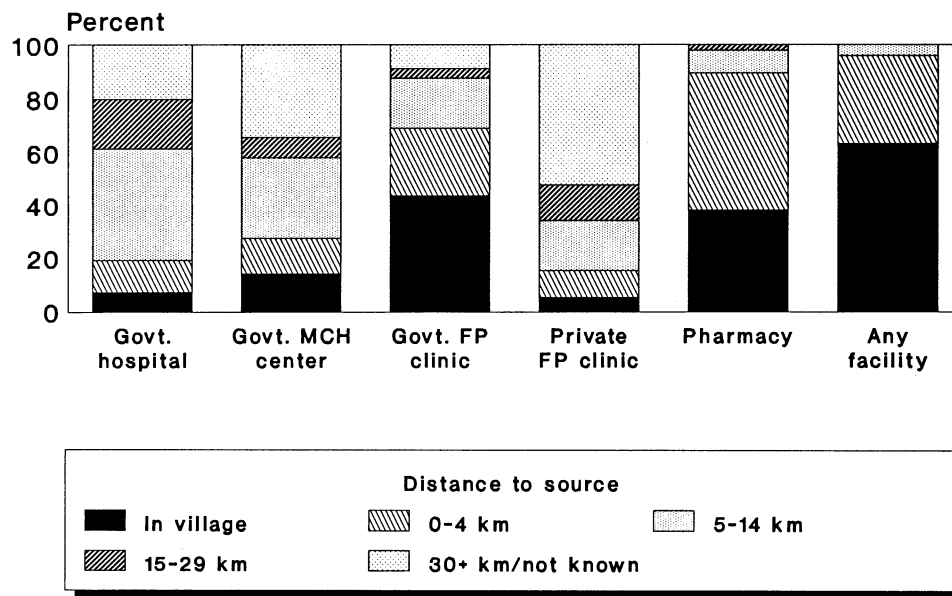
Note: The number of currently married rural women is 2,278 for Lower Egypt, 1,937 for Upper Egypt, and 4,215 for all Egypt.

Table 4.6 TIME REQUIRED TO REACH NEAREST FACILITY PROVIDING FAMILY PLANNING SERVICES
 Percent distribution of currently married rural women 15-49 by one-way travel time to the nearest facility providing family planning services or supplies, according to type of facility, Lower and Upper Egypt, 1989

Region/Time to nearest facility	Type of facility providing family planning services						
	Gov't hospital	Gov't MCH center	Gov't FP clinic	Private FP clinic	Pharmacy	Any facility	Any except pharmacy
Lower Egypt							
In village	10.0	11.7	57.9	6.1	39.2	68.4	66.6
Under 15 minutes	11.4	16.6	15.2	7.6	36.7	17.0	14.5
15-29 minutes	34.2	28.4	16.8	6.5	18.6	9.1	13.4
30-59 minutes	22.3	10.1	5.5	4.2	5.5	5.5	5.5
30+ km ¹	22.0	33.2	4.6	75.6	0.0	0.0	0.0
Median time	15.9	15.2	5.7	10.9	8.8	5.6	5.7
Upper Egypt							
In village	4.3	17.4	32.4	4.5	37.3	60.2	47.4
Under 15 minutes	7.5	11.5	13.1	12.8	31.8	19.5	16.5
15-29 minutes	45.5	26.0	24.6	19.7	26.3	20.2	27.4
30-59 minutes	24.8	9.4	16.4	37.6	2.4	0.0	7.2
60+ minutes	0.0	0.0	0.0	1.1	2.2	0.0	0.0
30+ km ¹	17.8	35.6	13.5	24.5	0.0	0.0	1.4
Median time	20.6	15.2	10.9	30.0	10.6	10.5	10.7
All Egypt							
In village	7.4	14.3	46.2	5.4	38.4	64.7	57.8
Under 15 minutes	9.6	14.3	14.2	10.0	34.4	18.2	15.5
15-29 minutes	39.4	27.3	20.3	12.5	22.1	14.2	19.8
30-59 minutes	23.5	9.8	10.5	19.5	4.1	3.0	6.3
60+ minutes	0.0	0.0	0.0	0.5	1.0	0.0	0.0
30+ km ¹	20.1	34.3	8.7	52.1	0.0	0.0	0.7
Median time	20.1	15.2	10.3	20.7	10.4	8.9	10.3
Total	100.0	100.0	100.0	100.0	100.0	100.0	100.0

Note: The number of currently married rural women is 2,278 for Lower Egypt, 1,937 for Upper Egypt, and 4,215 for all Egypt.
¹Time not asked

Figure 4.2
Distance to Nearest Contraceptive Source
Currently Married Rural Women 15-49



ESAS 1989

There are regional differences in the availability of family planning services. Government family planning clinics are more common in Lower Egypt than in Upper Egypt, while the reverse is true of private family planning clinics; three-quarters of women in Lower Egypt either do not know of a private clinic or are 30 kilometers or more away from one, compared with only one-quarter of women in Upper Egypt. While the distribution of women by distance to *any* facility providing family planning services does not differ substantially between Lower and Upper Egypt, the gap between Lower and Upper Egypt increases when pharmacies are excluded; 62 percent of women in Lower Egypt have a facility other than a pharmacy within their village, compared with only 47 percent in Upper Egypt.

The availability of these facilities was examined for currently married women by user status to determine if contraceptive use varies according to availability of services. Table 4.7 presents the distribution of women by contraceptive use according to distance to the nearest facility providing family planning services. There is no evidence that women who are closer to a facility are more likely to use contraception.

Region/Distance to nearest facility providing methods	Current users of contraception					Non-users	Total	Number of married women
	Clinical methods	Supply methods	Traditional methods	Any method				
Lower Egypt								
In village	15.5	19.2	2.1	36.8	63.2	100.0	1,432	
<1 km	21.7	16.2	0.4	38.3	61.7	100.0	281	
1-4 km	13.5	13.8	2.6	29.8	70.2	100.0	423	
5-14 km	8.6	25.8	1.6	35.9	64.1	100.0	142	
Total	15.5	18.2	1.9	35.6	64.4	100.0	2,278	
Upper Egypt								
In village	2.9	8.5	1.1	12.5	87.5	100.0	1,088	
<1 km	6.5	11.5	1.6	19.6	80.4	100.0	184	
1-4 km	2.5	4.7	1.1	8.2	91.8	100.0	589	
5-14 km	1.1	1.4	0.0	2.6	97.4	100.0	77	
Total	3.1	7.3	1.1	11.5	88.5	100.0	1,937	
All Egypt								
In village	10.1	14.5	1.7	26.3	73.7	100.0	2,520	
<1 km	15.7	14.3	0.9	30.9	69.1	100.0	465	
1-4 km	7.1	8.5	1.7	17.3	82.7	100.0	1012	
5-14 km	6.0	17.3	1.0	24.3	75.7	100.0	219	
Total	9.8	13.2	1.6	24.5	75.5	100.0	4,215	

Table 4.8 shows the distribution of currently married rural women by contraceptive use status according to the presence of family planning outreach services. The data indicate there is a slight relationship between use of contraceptives and the presence of outreach services. Although this positive relationship exists for all Egypt, it is less apparent when regional differences are examined. In Lower Egypt, there is a slight positive relationship between use of clinical methods and the presence of all three outreach services, but there is no positive (or negative) relationship between use of supply methods and the presence of outreach services. In Upper Egypt, no relationship was found between contraceptive use and the presence of outreach services.

Table 4.8 AVAILABILITY OF FAMILY PLANNING OUTREACH SERVICES BY CONTRACEPTIVE USE STATUS
Percent distribution of currently married rural women 15-49 by contraceptive use status, according to presence of family planning outreach services in the community, Lower and Upper Egypt, 1989

Region/Presence of FP outreach services		Current users of contraception					Non-users	Total	Number of married women
		Clinical methods	Supply methods	Traditional methods	Any method				
Lower Egypt									
CBFP worker in village	yes	17.3	18.2	2.3	37.8	62.2	100.0	1,300	
	no	13.0	18.2	1.5	32.7	67.3	100.0	978	
FP nurse in village	yes	15.9	17.3	1.8	35.0	65.0	100.0	1,899	
	no	13.3	22.7	2.6	38.6	61.4	100.0	379	
Family planning campaign in 12 months preceding the survey	yes	16.7	15.9	1.6	34.2	65.8	100.0	1,551	
	no	12.9	23.0	2.7	38.7	61.3	100.0	727	
Upper Egypt									
CBFP worker in village	yes	2.8	8.0	0.9	11.6	88.4	100.0	1,008	
	no	3.4	6.6	1.4	11.4	88.6	100.0	929	
FP nurse in village	yes	2.6	7.4	1.4	11.4	88.6	100.0	867	
	no	3.4	7.2	0.9	11.6	88.4	100.0	1,070	
Family planning campaign in 12 months preceding the survey	yes	2.6	7.2	0.9	10.8	89.2	100.0	1,071	
	no	3.6	7.5	1.4	12.4	87.6	100.0	866	
All Egypt									
CBFP worker in village	yes	11.0	13.7	1.7	26.4	73.6	100.0	2,308	
	no	8.3	12.6	1.5	22.3	77.7	100.0	1,908	
FP nurse in village	yes	11.7	14.2	1.7	27.6	72.4	100.0	2,766	
	no	6.0	11.3	1.4	18.6	81.4	100.0	1,449	
Family planning campaign in 12 months preceding the survey	yes	10.9	12.4	1.3	24.6	75.4	100.0	2,622	
	no	7.9	14.6	2.0	24.4	75.6	100.0	1,593	

Availability by Method

The contraceptive method mix in Egypt is dominated by the pill and IUD. In 1988, pill and IUD users accounted for 82 percent of all current users; if the condom were added in, the three methods together would be responsible for almost 90 percent of contraceptive use. Table 4.9 examines the accessibility of these methods. Over half of currently married rural women age 15-49 can obtain pills in their village, compared with less than 40 percent of women using the IUD or condom. However, while 95 percent of women are within five kilometers of a source for pills and condoms, only 60 percent of women are within five kilometers of a place where they can have an IUD inserted.

The unfavorable situation for the IUD is most apparent at the regional level. **Only 13 percent of currently married rural women in Upper Egypt are able to have an IUD inserted in their village, compared with about 57 percent in Lower Egypt.** In addition, over 60 percent of women in Upper Egypt have to travel five kilometers or more to obtain an IUD, compared with only 18 percent of women in Lower Egypt. Other methods are also more accessible in Lower Egypt; 61 percent of women in Lower Egypt can obtain the pill in their village, compared with 47 percent of women in Upper Egypt; and, 46 percent of women in Lower Egypt can obtain condoms in their village, compared with 27 percent of women in Upper Egypt. Almost all the remaining women can obtain the pill or condoms within five kilometers of their village.

Table 4.9 DISTANCE TO NEAREST FACILITY PROVIDING SPECIFIC CONTRACEPTIVE METHODS
Percent distribution of currently married rural women 15-49 by distance to nearest facility providing specific contraceptive methods, according to method, Lower and Upper Egypt, 1989

Region/Distance to nearest facility providing method ¹	Pill	Condom	IUD	Any method
Lower Egypt				
In village	60.7	46.3	56.6	62.1
<1 km	16.1	23.1	7.1	15.3
1-4 km	19.2	25.0	18.3	18.6
5-14 km	4.0	5.6	17.4	4.0
15-29 km	0.0	0.0	0.0	0.0
30+ km	0.0	0.0	0.7	0.0
Upper Egypt				
In village	47.1	27.2	13.4	47.1
<1 km	20.4	33.8	5.7	20.4
1-4 km	28.6	33.9	17.1	28.6
5-14 km	3.9	3.9	38.0	3.9
15-29 km	0.0	1.2	20.5	0.0
30+ km	0.0	0.0	5.2	0.0
All Egypt				
In village	54.4	37.5	36.7	55.2
<1 km	18.1	28.0	6.5	17.7
1-4 km	23.5	29.1	17.7	23.2
5-14 km	4.0	4.8	26.9	4.0
15-29 km	0.0	0.5	9.4	0.0
30+ km	0.0	0.0	2.8	0.0
Total	100.0	100.0	100.0	100.0

¹The questionnaire asked for the nearest facility of a specific type, not the nearest facility providing a specific method; thus, the figures presented may be slightly underestimated.

Availability and Quality of Use Indicators

The importance of both the pill and IUD in the method mix led to the inclusion of a series of questions in the *individual* questionnaire to examine some specific indicators related to the use of the two methods. The proportion of rural pill users who switched brands does not vary by service provider, however, both the number of cycles purchased and the cost per cycle do differ by service provider (see Table 4.10). Two of three pill users in rural Egypt usually purchase only one cycle or packet at a time, especially if they obtain their pills from a pharmacy (70 percent). Pills obtained from government providers are cheaper than those obtained from non-governmental sources; most women paid less than 10 piasters to obtain one cycle of pills from a government provider, while the majority obtaining pills from a pharmacy paid up to 35 piasters.

Table 4.10 INDICATORS OF PILL USE AMONG CURRENT USERS OF THE PILL
Percent distribution of current pill users by indicators of pill use, according to service providers, Egypt, 1989

Pill use indicator	Service provider			Total
	Govt. source	Pharmacy	Other	
Brand switching				
Switched brands	15.7	16.4	16.8	16.3
Didn't switch brands	82.4	82.3	82.0	82.3
Not sure/not stated	1.9	1.3	1.2	1.4
Cycles purchased				
1	51.0	69.9	52.3	66.5
2	30.2	16.2	15.7	17.7
3+	18.8	12.6	32.0	14.7
Not sure/not stated	0.0	1.3	0.0	1.1
Cost of one cycle				
Less than 10 piastres	79.4	23.5	45.9	31.3
11-35 piastres	20.6	64.0	40.7	57.6
36-100 piastres	0.0	8.9	9.3	7.9
More than 100 piastres	0.0	0.3	0.0	0.2
Not sure/not stated	0.0	3.3	4.1	3.0
Total	100.0	100.0	100.0	100.0
Number of pill users	57	426	38	521

Three-quarters of rural pill users were able to show interviewers a packet of their pills (see Table 4.11). This proportion was slightly higher for women who obtained their pills from a government source than for those who relying on pharmacies, presumably because the latter tend to purchase only one cycle at a time and are more likely to be between cycles. Almost all service providers distribute the 21-day cycle pills; only pharmacies and other non-government providers distribute the 28-day cycle pills (Table 4.11).

Indicators of pill use are presented in Tables 4.11 and 4.12. The majority of rural pill users who were able to show their pill packets, had pills missing in sequence (69 percent), 27 percent had pills missing but not in sequence, and 3 percent had no pills missing. The proportion of women taking the pill sequentially was higher for women who obtained their supplies from pharmacies and other providers than for those who obtained their supplies from government sources.

Table 4.11 INDICATORS OF CORRECT PILL USE AMONG CURRENT USERS OF THE PILL
Percentage of rural pill users who can show their pill packet, and the percent distribution of those who can by the number of days in the pill cycle and whether pills are missing in sequence, according to service provider, Egypt, 1989

Pill use indicator	Service provider			Total
	Govt. source	Pharmacy	Other	
Able to show packet	84.5	74.7	78.5	76.1
Packet type:				
21 day cycle	100.0	87.8	91.1	89.5
28 day cycle	0.0	12.2	8.9	10.5
Sequence of missing pills:				
Missing in sequence	61.5	70.1	74.8	69.4
Not missing in sequence	32.1	27.3	20.0	27.4
None missing	6.4	2.6	5.2	3.2
Total	100.0	100.0	100.0	100.0
Number able to show	48	318	30	396

Thirty-three percent of rural pill users failed to take a pill in the two days preceding the survey (see Table 4.12). The percentage is higher for women who obtained the method from a government source (45 percent) than for those who obtained it from a pharmacy (31 percent). In a sizeable number of cases (around 40 percent), the reasons given by women for not taking the pill imply incorrect use of the pill ("take as needed," "resting from the pill," etc.). All pill users in the EDHS were asked what action, if any, they took when they forgot to take a pill. Their responses are presented in Table 4.13. Slightly over one-quarter of pill users said they never forgot to take a pill; 41 percent said that if they forgot a pill they would take one pill the next day. Only one in four users stated the correct action, which was to take two pills the next day. There are no appreciable differences in these measures according to source of supply.

Table 4.12 REASONS FOR NOT TAKING PILLS AMONG CURRENT USERS OF THE PILL
Percentage of rural pill users who have not taken a pill in the two days preceding the survey, and, of those, the percent distribution by reasons for not taking the pill, according to service provider, Egypt, 1989

Pill use indicator	Service provider			Total
	Govt. source	Pharmacy	Other	
No pill in the 2 days preceding the survey	45.3	30.7	38.4	32.8
Reason for not taking pill:				
Waiting to start	29.9	19.7	21.1	21.4
Doesn't have cycle	0.0	3.4	0.0	2.6
Take as needed	17.1	25.9	6.0	22.8
Forgot	0.0	0.8	0.0	0.6
Resting	12.8	13.8	10.6	13.3
Husband away/ill	19.6	11.4	22.8	13.6
Other	8.5	13.6	24.3	13.7
Not stated	12.1	11.5	15.2	11.9
Total	100.0	100.0	100.0	100.0
Number who haven't taken pill	26	131	15	171

Table 4.13 ACTION TAKEN BY PILL USERS WHO FORGOT TO TAKE A PILL
Percent distribution of rural pill users by action usually taken when they forget to take a pill, according to provider, Egypt, 1989

Action taken when pill forgotten	Service provider			Total
	Govt. source	Pharmacy	Other	
Took 1 pill next day	40.3	41.6	37.2	41.1
Took 2 pills next day	26.6	25.3	33.7	26.0
Other response	5.4	3.1	2.3	3.3
Never forgot	27.8	27.0	26.7	27.0
Not sure/not stated	0.0	3.1	0.0	2.5
Total	100.0	100.0	100.0	100.0
Number of pill users	57	426	38	521

Almost all IUD users know how to check for correct placement of the device (see Table 4.14). There are slight differences in knowledge by service provider in favor of government hospitals and private clinics. Current users were asked about problems with service providers; although the majority cited high costs and long waits (58 percent), there were differences among service providers. The main reason for dissatisfaction with government sources is the long wait for service, followed by the cost of services; the reverse is true for private clinics.

Table 4.14 KNOWLEDGE OF HOW TO CHECK IUD PLACEMENT AND REASONS FOR DISSATISFACTION WITH IUD PROVIDERS
Percent distribution of rural IUD users by knowledge of how to check correct placement of IUD, and the percentage of IUD users expressing dissatisfaction with service providers, by service provider, Egypt, 1989

Knowledge how to check IUD/ Reason for dissatisfaction with provider	Service provider				Total
	Gov't. FP clinic	Gov't. MCH center	Gov't. hospital	Private clinic	
How to check IUD:					
Feel thread	88.2	85.0	92.9	91.9	91.5
Other	0.0	0.0	3.1	1.2	1.6
Not sure/not stated	11.8	15.0	4.0	6.9	6.9
Percent dissatisfied with provider because:					
Costs too much	14.1	5.0	17.3	44.7	32.2
Staff discourteous	3.1	5.0	3.1	1.5	2.3
Wait too long	35.5	35.0	35.6	19.1	26.0
Dissatisfied with info.	7.9	15.0	15.7	5.5	9.2
Facility not clean	3.9	5.0	8.2	4.1	5.3
Total	100.0	100.0	100.0	100.0	100.0
Number of IUD users	28	22	106	216	372

Availability and Intention to Use Family Planning

Table 4.15 presents the proportion of women who are not currently using family planning who intend to use in the future, by distance to the nearest facility (other than a pharmacy) offering family planning services, and distance to the nearest pharmacy. There is no indication that women who live closer to a source of family planning services are more likely to intend to use a contraceptive method.

Table 4.15 DISTANCE TO THE NEAREST FAMILY PLANNING FACILITY OR PHARMACY AMONG WOMEN WHO INTEND TO USE FAMILY PLANNING
Percentage of currently married rural women 15-49 who are not using family planning but who intend to use at some time in the future, and the percentage who intend to use in the next 12 months, by distance to the nearest family planning facility (excluding pharmacies) and distance to the nearest pharmacy, Lower and Upper Egypt, 1989

Region/Distance to nearest FP facility or pharmacy	Distance to nearest family planning facility			Distance to nearest pharmacy		
	Intend to use in next 12 months		Number of women	Intend to use in next 12 months		Number of women
	Intend to use	Intend to use		Intend to use	Intend to use	
Lower Egypt						
In village	38.6	27.5	782	39.1	27.6	552
<1 km	37.3	27.0	75	37.1	25.3	247
1-4 km	27.0	18.7	273	32.0	25.8	488
5-14 km	34.7	27.5	306	32.3	23.0	179
15-29 km	36.4	36.4	12	NA	NA	0
30+ km	37.5	37.5	18	NA	NA	0
Total	35.5	26.0	1,466	35.5	26.0	1,466
Upper Egypt						
In village	28.2	16.8	748	29.0	18.4	617
<1 km	37.0	29.2	34	32.5	18.2	200
1-4 km	26.3	16.7	334	22.1	12.8	737
5-14 km	22.9	13.9	368	15.3	8.5	75
15-29 km	18.7	10.2	196	28.4	19.3	86
30+ km	30.0	12.5	35	NA	NA	0
Total	25.9	15.6	1,714	25.9	15.6	1,714
All Egypt						
In village	33.6	22.3	1530	33.7	22.7	1,169
<1 km	37.2	27.7	109	35.0	22.1	448
1-4 km	26.6	17.6	606	26.1	18.0	1,225
5-14 km	28.3	20.1	674	27.3	18.7	253
15-29 km	19.7	11.7	209	28.4	19.3	86
30+ km	32.5	20.9	53	NA	NA	0
Total	30.3	20.4	3,181	30.3	20.4	3,181

NA = Not applicable

Proximity to services may be an important factor in the selection of the method to be used. Table 4.16 shows the distribution of women who intend to use family planning in the future, by preferred method (pill or IUD) and distance to a source for the method. Among women who intend to use the pill, 58 percent have a source for the pill (other than a pharmacy) located in their village; only 44 percent of potential IUD users to have a facility in their village that offers IUD insertions. This is especially true in Upper Egypt, where the majority of rural women who intend to use the IUD must travel more than five kilometers to obtain the method, while the majority of such women in Lower Egypt can get an IUD inserted in their own village.

Table 4.16 DISTANCE TO THE NEAREST FAMILY PLANNING FACILITY OR PHARMACY PROVIDING SPECIFIC METHODS AMONG WOMEN WHO INTEND TO USE SPECIFIC METHODS
Percent distribution of currently married rural women 15-49 who are not using family planning but who intend to use in future by method they intend to use, according to distance to the nearest facility providing that method (excluding pharmacies) and distance to the nearest pharmacy, Lower and Upper Egypt, 1989

Region/Distance to nearest FP facility or pharmacy	Distance to nearest family planning facility offering:			Distance to nearest pharmacy
	Pill	IUD	Other clinical	Pill
Lower Egypt				
In village	66.3	57.2	68.4	41.3
<1 km	5.6	8.0	5.3	14.7
1-4 km	13.0	18.4	13.2	34.6
5-14 km	15.2	14.9	13.2	9.4
15-29 km	0.0	0.0	0.0	0.0
30+ km	0.0	0.0	0.0	0.0
Upper Egypt				
In village	50.7	15.2	24.3	38.1
<1 km	3.3	11.9	14.4	11.2
1-4 km	15.4	20.0	21.5	39.4
5-14 km	23.8	28.8	28.1	2.6
15-29 km	6.3	21.4	11.6	8.8
30+ km	0.4	2.6	0.0	0.0
All Egypt				
In village	58.4	44.2	48.8	39.7
<1 km	4.4	9.2	9.3	12.9
1-4 km	14.2	18.9	16.9	37.0
5-14 km	19.6	19.2	19.8	5.9
15-29 km	3.2	6.6	5.2	4.4
30+ km	0.2	1.9	0.0	0.0
Total	100.0	100.0	100.0	100.0

Communication between couples regarding family planning and attitudes of couples toward family planning can be expected to vary with distance to facilities that are active in promoting family planning. However, there is only a slight negative relationship between the proportion of women who say they discussed family planning with their husbands in the 12 months preceding the survey and distance to the nearest facility participating in a family planning campaign (see Table 4.17); the pattern is more pronounced in Lower Egypt than in Upper Egypt. Generally, there is no strong evidence that approval of family planning by married women or their husbands is related to distance to family planning facilities.

Table 4.17 DISTANCE TO NEAREST FACILITY WITH A FAMILY PLANNING CAMPAIGN BY COUPLE COMMUNICATION AND ATTITUDES TOWARD FAMILY PLANNING

Percentage of currently married rural women 15-49 who report that they have discussed family planning with their husbands in the 12 months preceding the survey, the percentage of respondents who approve of family planning, and the percentage of husbands who approve of family planning, by distance to the nearest facility (excluding pharmacies) that participated in a special family planning campaign, Lower and Upper Egypt, 1989

Region/Distance to nearest facility with FP campaign	Coupled discussed FP in the 12 months preceding survey	Respondent approves of FP	Husband approves of FP	Number of women
Lower Egypt				
In village	48.4	89.6	70.4	1,014
<1 km	47.1	90.5	69.8	129
1-4 km	45.4	87.0	69.9	457
5-14 km	41.6	86.8	73.4	462
15-29 km	43.6	79.5	53.8	34
30+ km	38.2	87.9	65.5	183
Total	45.4	88.3	70.2	2,278
Upper Egypt				
In village	24.6	66.1	47.9	659
<1 km	30.0	69.3	55.8	76
1-4 km	29.6	67.2	50.3	392
5-14 km	26.2	66.0	48.7	461
15-29 km	19.3	68.0	48.3	162
30+ km	26.0	64.5	47.5	188
Total	25.9	66.4	48.9	1,937
All Egypt				
In village	39.0	80.4	61.5	1,673
<1 km	40.8	82.7	64.6	204
1-4 km	38.1	77.9	60.8	849
5-14 km	33.9	76.4	61.1	923
15-29 km	23.5	70.0	49.2	196
30+ km	32.0	76.0	56.4	371
Total	36.5	78.2	60.4	4,215

4.4 Availability of Health Services

Previously, this discussion has focused on the proximity of family planning services to rural women. This section looks at the proximity of maternal and child health (MCH) services and examines whether utilization of these services differs according to proximity.

Tables 4.18 and 4.19 show the distribution of rural women by distance and time to the nearest facility providing MCH services; the two tables are analogous to Tables 4.5 and 4.6 relating to family planning services. One in three rural women in Egypt has access to a government maternal and child health center either within her village or at a distance of less than one kilometer; one in four has similar access to a government family planning clinic that provides both family planning and MCH services. Very few rural women live close to government hospitals. As mentioned previously, government MCH centers are more common in Upper Egypt, while government family planning clinics are more common in Lower Egypt. Half of rural women have some source of maternal and child health care available in their village, especially when pharmacies are included; again, the advantage is with Lower Egypt. The closest providers tend to be pharmacies and government MCH centers. Although the earlier discussion of the availability of family planning services indicated that government and private family planning clinics are in proximity to many villages, many of these clinics do not provide MCH services and the nearest clinic which does is more than 30 kilometers away.

Table 4.18 DISTANCE TO NEAREST FACILITY PROVIDING MCH SERVICES
Percent distribution of currently married rural women 15-49 by distance to nearest facility providing maternal and child health services, according to type of facility, Lower and Upper Egypt, 1989

Region/Distance to nearest facility	Type of facility providing MCH services						Any except pharmacy
	Gov't hospital	Gov't MCH center	Gov't FP clinic	Private FP clinic	Pharmacy	Any facility	
Lower Egypt							
In village	9.9	23.0	32.7	0.7	39.2	62.9	53.4
<1 km	0.0	2.8	4.3	0.0	17.7	12.3	5.9
1-4 km	10.3	19.9	6.0	0.5	30.9	18.6	18.1
5-14 km	16.7	39.3	9.3	0.0	12.1	6.2	19.8
15-29 km	5.6	7.3	0.0	0.0	0.0	0.0	1.3
30+ km	57.5	7.7	47.6	98.8	0.0	0.0	1.6
Upper Egypt							
In village	4.3	33.8	7.1	2.2	37.3	56.2	43.0
<1 km	0.0	5.0	0.0	0.0	12.7	9.5	2.4
1-4 km	4.4	19.3	4.7	8.1	41.4	30.4	19.7
5-14 km	28.0	26.3	19.5	11.9	3.9	3.9	21.5
15-29 km	9.2	9.4	5.6	12.0	4.6	0.0	11.1
30+ km	54.1	6.2	63.1	65.7	0.0	0.0	2.3
All Egypt							
In village	7.3	28.0	21.0	1.4	38.4	59.8	48.6
<1 km	0.0	3.8	2.3	0.0	15.4	11.0	4.3
1-4 km	7.6	19.6	5.4	4.0	35.8	24.0	18.8
5-14 km	21.9	33.3	14.0	5.5	8.4	5.2	20.6
15-29 km	7.3	8.3	2.6	5.5	2.1	0.0	5.8
30+ km	55.9	7.0	54.7	83.6	0.0	0.0	1.9
Total	100.0	100.0	100.0	100.0	100.0	100.0	100.0

Table 4.19 TIME REQUIRED TO REACH NEAREST FACILITY PROVIDING MCH SERVICES
 Percent distribution of currently married rural women 15-49 by
 one-way travel time to nearest facility providing maternal and
 child health services, according to type of facility, Lower and
 Upper Egypt, 1989

Region/Time to nearest facility	Type of facility providing MCH services						
	Gov't hospital	Gov't MCH center	Gov't FP clinic	Private FP clinic	Phar- macy	Any facil- ity	Any except phar- macy
	Lower Egypt						
In village	9.9	23.0	34.9	0.7	39.2	62.9	55.6
Under 15 minutes	7.4	19.8	8.0	0.5	36.7	20.3	16.8
15-29 minutes	17.2	34.3	7.3	0.0	18.6	11.3	18.4
30-59 minutes	8.0	15.2	2.1	0.0	5.5	5.5	7.6
30+ km ¹	57.5	7.7	47.6	98.8	0.0	0.0	1.6
Upper Egypt							
In village	4.3	34.1	7.1	2.2	37.3	56.2	43.3
Under 15 minutes	4.1	14.8	1.9	7.3	31.8	21.8	14.7
15-29 minutes	24.9	27.8	17.9	10.7	26.3	22.0	31.1
30-59 minutes	12.5	17.1	10.0	13.1	2.4	0.0	8.6
60+ minutes	0.0	0.0	0.0	1.1	2.2	0.0	0.0
30+ km ¹	54.1	6.2	63.1	65.7	0.0	0.0	2.3
All Egypt							
In village	7.3	28.1	22.2	1.4	38.4	59.8	50.0
Under 15 minutes	5.9	17.5	5.2	3.6	34.4	21.0	15.8
15-29 minutes	20.7	31.3	12.2	4.9	22.1	16.3	24.2
30-59 minutes	10.1	16.0	5.7	6.0	4.1	3.0	8.1
60+ minutes	0.0	0.0	0.0	0.5	1.0	0.0	0.0
30+ km ¹	55.9	7.0	54.7	83.6	0.0	0.0	1.9
Total	100.0	100.0	100.0	100.0	100.0	100.0	100.0

¹Time not asked

Table 4.20 examines the relationship between distance to the nearest facility providing MCH services and vaccination status of children. The data do not show a strong relationship, although, children age 12-23 months who live closer to health facilities are somewhat more likely to have birth records and be fully immunized than children who live farther away from these services. Children who live in villages with recent vaccination campaigns are slightly *less* likely to have birth records or to be fully vaccinated than children who live in villages without a recent vaccination campaign (see Table 4.21).

Table 4.20 DISTANCE TO NEAREST FACILITY PROVIDING MCH SERVICES BY PRESENCE OF CHILD BIRTH RECORD AND VACCINATION STATUS			
Percentage of children age 12-23 months with birth record seen by interviewer, and the percentage fully vaccinated, by distance to the nearest facility providing maternal and child health services, Lower and Upper Egypt, 1989			
Region/Distance to nearest facility providing MCH services	Birth record seen	Fully vaccinated	Number of children
Lower Egypt			
In village	66.4	26.0	253
<1 km	60.7	52.9	31
1-4 km	58.4	26.3	93
5-14 km	51.7	28.3	99
15-29 km	83.3	60.0	7
30+ km	57.1	50.0	8
Total	61.6	29.1	490
Upper Egypt			
In village	61.4	8.8	176
<1 km	67.4	51.6	11
1-4 km	64.3	10.5	78
5-14 km	53.5	6.1	88
15-29 km	51.1	4.3	50
30+ km	53.8	0.0	11
Total	59.0	9.2	413
All Egypt			
In village	64.4	19.3	429
<1 km	62.4	52.6	42
1-4 km	61.1	18.7	171
5-14 km	52.6	17.7	186
15-29 km	54.9	14.3	57
30+ km	55.2	21.0	19
Total	60.4	20.2	903

Table 4.21 VACCINATION STATUS OF CHILDREN BY PARTICIPATION OF VILLAGE IN VACCINATION CAMPAIGN
 Percentage of children age 12-23 months with birth records seen by interviewer, and the percentage fully vaccinated, by participation of village in a vaccination campaign in the 12 months preceding the survey, Lower and Upper Egypt, 1989

Region/Village participation in vaccination campaign	Birth record seen	Fully vaccinated	Number of children
Lower Egypt			
Vaccination campaign	61.9	25.6	346
No vaccination campaign	60.9	37.7	144
Total	61.6	29.1	490
Upper Egypt			
Vaccination campaign	55.0	7.2	207
No vaccination campaign	63.0	11.0	206
Total	59.0	9.2	413
All Egypt			
Vaccination campaign	59.3	19.2	553
No vaccination campaign	62.2	21.7	350
Total	60.4	20.2	903

There is little evidence that proximity to health services is related to utilization of services for treatment of childhood diarrhea. Among children under five who have had a recent episode of diarrhea, those who live closer to MCH services are no more likely to be taken to a government facility for treatment (or advice) than those who live farther away from these services (see Table 4.22). Likewise, mothers of children under five who live closer to a source of MCH services are no more likely than those who live farther away to have heard of oral rehydration therapy (ORT) for treatment of diarrhea, or to have an ORT packet in the house. The same is true for children under five who had a cough in the month preceding to the survey; the proportion who were treated at a government facility is similar regardless of distance to the source of services.

Table 4.22 DISTANCE TO NEAREST FACILITY PROVIDING MCH SERVICES BY CHILDREN'S ILLNESS WITH DIARRHEA OR COUGH AND VARIOUS TREATMENT VARIABLES

Percentage of children under five years of age with an episode of diarrhea in the seven days preceding the survey, the percentage with a cough in the month preceding the survey, the percentage of those ill who sought advice from a government health facility, and the percentage of mothers of children under five who know about oral oral rehydration therapy (ORT) and who have an ORT packet in the house, by distance to the nearest facility providing maternal and child health services, Lower and Upper Egypt, 1989

Region/Distance to nearest facility providing MCH services	Diarrhea in preceding 7 days	Diarrhea advice from govt. facility	Cough in preceding month	Cough advice from govt. facility	Number of children <5	Mother knows ORT	Mother has ORT packet	Number of mothers
Lower Egypt								
In village	15.9	12.7	40.6	12.5	1,322	96.9	11.4	844
<1 km	19.7	22.2	43.4	13.4	152	97.8	14.1	102
1-4 km	14.4	28.5	35.0	11.2	428	95.4	10.2	262
5-14 km	13.6	11.9	43.0	7.5	483	96.3	11.0	303
15-29 km	29.4	20.0	38.2	0.0	38	95.2	9.5	23
30+ km	22.0	22.2	51.2	19.0	46	96.6	20.7	32
Total	15.7	16.3	40.4	11.3	2,468	96.6	11.4	1,567
Upper Egypt								
In village	16.1	15.4	32.2	12.1	988	96.7	10.6	596
<1 km	23.1	15.9	23.1	8.9	54	97.5	7.5	35
1-4 km	19.4	15.8	38.8	7.8	396	94.1	12.5	247
5-14 km	16.3	9.4	31.5	6.5	474	93.5	12.6	289
15-29 km	13.7	13.8	36.3	10.4	235	92.9	10.2	141
30+ km	13.7	28.6	25.5	15.4	45	93.1	3.4	25
Total	16.6	14.3	33.3	9.9	2,191	95.1	11.1	1,333
All Egypt								
In village	16.0	13.9	37.0	12.3	2,311	96.8	11.0	1,440
<1 km	20.6	20.4	38.1	12.7	206	97.7	12.5	137
1-4 km	16.8	21.5	36.8	9.5	823	94.8	11.3	509
5-14 km	14.9	10.5	37.3	7.1	956	94.9	11.8	591
15-29 km	15.9	15.4	36.6	8.9	273	93.2	10.1	164
30+ km	17.9	24.6	38.5	17.8	90	95.0	13.1	58
Total	16.2	15.3	37.1	10.7	4,659	95.9	11.3	2,899

Table 4.23 shows the distribution of all births in the five years preceding the survey according to whether the mother received antenatal care, tetanus toxoid vaccine during pregnancy, and delivered in a hospital or clinic. There is no evidence of a significant relationship between proximity to health services and any of these indicators.

Table 4.23 DISTANCE TO NEAREST FACILITY PROVIDING MCH SERVICES BY WHETHER MOTHER RECEIVED ANTENATAL CARE, WAS VACCINATED WITH TETANUS TOXOID, AND DELIVERED IN A HOSPITAL OR CLINIC
Percentage of births in the five years preceding the survey whose mothers received antenatal care, tetanus toxoid vaccine, and delivered in a hospital or clinic, by distance to the nearest facility providing maternal and child health services, Lower and Upper Egypt, 1989

Region/Distance to nearest facility providing MCH services	Received antenatal care	Received tetanus toxoid vaccine	Delivered in hospital/ clinic	Number of children
Lower Egypt				
In village	40.1	10.9	13.0	1,430
<1 km	32.3	22.7	8.9	162
1-4 km	37.9	10.9	9.5	466
5-14 km	42.4	12.6	15.8	528
15-29 km	50.0	27.8	11.1	40
30+ km	45.5	40.9	20.5	49
Total	39.9	12.7	12.8	2,674
Upper Egypt				
In village	40.1	9.5	7.0	1,129
<1 km	53.9	25.5	10.7	62
1-4 km	42.9	10.4	12.7	442
5-14 km	46.2	7.1	6.7	542
15-29 km	56.1	2.4	13.0	273
30+ km	27.6	5.2	3.4	51
Total	43.8	8.7	8.6	2,497
All Egypt				
In village	40.1	10.3	10.4	2,559
<1 km	38.2	23.4	9.4	223
1-4 km	40.4	10.7	11.0	908
5-14 km	44.3	9.8	11.2	1,070
15-29 km	55.3	5.7	12.8	313
30+ km	36.4	22.7	11.8	99
Total	41.8	10.8	10.8	5,172

Chapter 5

CONCLUSIONS

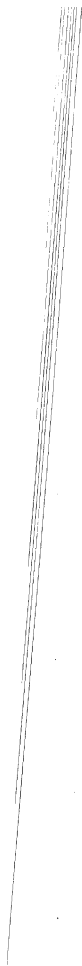
The Egypt service availability module documents the availability of family planning and health services in rural Egypt. Two of three married rural women have a source of family planning in the village in which they live, and 96 percent live within five kilometers of a source. A majority of women live within five kilometers of a pharmacy (90 percent) or a government family planning clinic (70 percent), and a majority live in villages covered by a community-based family planning worker (55 percent) or a family planning nurse (66 percent). As might be expected, availability of the pill and condom is greater than availability of the IUD; 96 percent of women are within five kilometers of a source for the pill, compared with 95 percent for the condom, and 61 percent for the IUD. The figures regarding availability of maternal and child health services are similar to those for family planning services.

The availability of family planning services differs between Lower and Upper Egypt. Government family planning clinics are more common in Lower Egypt, while private family planning clinics are more common in Upper Egypt. Women in Lower Egypt are almost twice as likely to live in a village covered by a family planning nurse (83 percent vs. 45 percent).

Linkages between data collected with the individual questionnaire and data collected with the service availability module were carried out at the macro level, which does not allow identification of the specific type of service provider for each woman. Accordingly, in a country like Egypt, which has a tenuous service infrastructure, proximity to services may fail to show the expected relationship between availability and utilization. A better understanding of the situation can be achieved by using more sophisticated types of analysis—for example, relating the "density" of facilities (the total number of facilities and/or the number of different types of facilities in a village, or the number of facilities per capita) to use of services. Multivariate analysis, which controls for extraneous factors, may also reveal the presence of a relationship between availability and use. In any case, the lack of specific evidence to support the existence of such a relationship in Egypt does not mean that such a relationship does not exist; it merely means that it could not be established here. It should be mentioned that the Egypt service availability module basically measured only one aspect of availability—proximity (in terms of distance and time). Other important but difficult to measure factors such as quality of care, cost, waiting time, and other aspects of convenience were only touched on. As availability in terms of proximity increases, these other aspects of "accessibility" probably take on greater importance in determining patterns of service utilization.

In light of these findings, it is suggested that the questionnaires used to collect data at the individual level be revised to include specific questions about service providers. These questions should cover both indicators of utilization and quality of service.

It was not possible in this survey to determine the reasons for the large differentials in contraceptive use between Lower and Upper Egypt. Although some differences exist in terms of availability of family planning services, they are not large nor is it certain that they are related to use. It may be that the differentials in use of family planning do not relate to availability of services, but instead have more to do with the higher level of disapproval of family planning in Upper Egypt and the greater number of children desired by rural women in Upper Egypt (Sayed et al., 1989).



REFERENCES

Pullum, Thomas W. 1991. *The Relationship of Service Availability to Contraceptive Use in Rural Guatemala*. DHS Working Papers, No. 2, Columbia, Maryland: IRD/Macro International, Inc.

Sayed, Hussein Abdel-Aziz, Maged I. Osman, Fatima El-Zanaty, and Ann A. Way. 1989. *Egypt Demographic and Health Survey 1988*. Egypt National Population Council and Institute for Resource Development/Macro Systems, Inc.

APPENDIX

EGYPT

SERVICE AVAILABILITY

QUESTIONNAIRE

SERVICE AVAILABILITY SCHEDULE

IDENTIFICATION	
GOVERNORATE	GOVERNORATE <input style="width: 20px; height: 15px; border: 1px solid black;" type="text"/> <input style="width: 20px; height: 15px; border: 1px solid black;" type="text"/>
PSU/SEGMENT NUMBERS 1 2.....	PSU/SEGMENT NO.1 <input style="width: 20px; height: 15px; border: 1px solid black;" type="text"/> <input style="width: 20px; height: 15px; border: 1px solid black;" type="text"/> <input style="width: 20px; height: 15px; border: 1px solid black;" type="text"/> <input style="width: 20px; height: 15px; border: 1px solid black;" type="text"/>
INTERVIEWER.....	PSU/SEGMENT NO.2 <input style="width: 20px; height: 15px; border: 1px solid black;" type="text"/> <input style="width: 20px; height: 15px; border: 1px solid black;" type="text"/> <input style="width: 20px; height: 15px; border: 1px solid black;" type="text"/> <input style="width: 20px; height: 15px; border: 1px solid black;" type="text"/>
	INTERVIEWER <input style="width: 20px; height: 15px; border: 1px solid black;" type="text"/> <input style="width: 20px; height: 15px; border: 1px solid black;" type="text"/>

	OFFICE EDITOR	CODER	DATA ENTRY OPERATOR
NAME	<hr style="border: 0; border-top: 1px solid black;"/>	<hr style="border: 0; border-top: 1px solid black;"/>	<hr style="border: 0; border-top: 1px solid black;"/>
DATE	<hr style="border: 0; border-top: 1px solid black;"/>	<hr style="border: 0; border-top: 1px solid black;"/>	<hr style="border: 0; border-top: 1px solid black;"/>
SIGNATURE	<hr style="border: 0; border-top: 1px solid black;"/>	<hr style="border: 0; border-top: 1px solid black;"/>	<hr style="border: 0; border-top: 1px solid black;"/>
	<input style="width: 20px; height: 15px; border: 1px solid black;" type="text"/> <input style="width: 20px; height: 15px; border: 1px solid black;" type="text"/>	<input style="width: 20px; height: 15px; border: 1px solid black;" type="text"/> <input style="width: 20px; height: 15px; border: 1px solid black;" type="text"/>	<input style="width: 20px; height: 15px; border: 1px solid black;" type="text"/> <input style="width: 20px; height: 15px; border: 1px solid black;" type="text"/>



SECTION 1A. AREAL CHARACTERISTICS

May 27, 1989

NO.	QUESTIONS AND FILTERS	CODING CATEGORIES	SKIP TO																											
101	TYPE OF VILLAGE IN WHICH CLUSTER IS LOCATED	MOTHER.....1 NORMAL.....2 HAMLET.....3																												
102	SETTLEMENT PATTERN IN VILLAGE IN WHICH CLUSTER IS LOCATED	NUCLEAR.....1 DISPERSE.....2																												
103	NUMBER OF INHABITANTS IN VILLAGE IN WHICH CLUSTER IS LOCATED	<table border="1" style="display: inline-table; vertical-align: middle;"> <tr> <td style="width: 20px; height: 20px;"></td> <td style="width: 20px; height: 20px;"></td> <td style="width: 20px; height: 20px;"></td> <td style="width: 20px; height: 20px;"></td> <td style="width: 20px; height: 20px;"></td> <td style="width: 20px; height: 20px;"></td> </tr> </table>																												
104	TYPE OF MAIN ACCESS ROAD INTO VILLAGE IN WHICH CLUSTER LOCATED	PAVED: ASPHALT/CEMENT.....1 PAVED: STONE.....2 UNPAVED.....3 NO ROAD.....4																												
105	DISTANCE IN KILOMETERS TO NEAREST TOWN/CITY FROM VILLAGE IN WHICH CLUSTER IS LOCATED	<table border="1" style="display: inline-table; vertical-align: middle;"> <tr> <td style="width: 20px; height: 20px;"></td> <td style="width: 20px; height: 20px;"></td> <td style="width: 20px; height: 20px;"></td> </tr> </table>																												
106	TYPE OF PUBLIC TRANSPORT AVAILABLE TO NEAREST TOWN/CITY.	<table style="width: 100%; border-collapse: collapse;"> <thead> <tr> <th style="width: 80%;"></th> <th style="width: 10%; text-align: center;">YES</th> <th style="width: 10%; text-align: center;">NO</th> </tr> </thead> <tbody> <tr> <td>BUS.....</td> <td style="text-align: center;">1</td> <td style="text-align: center;">2</td> </tr> <tr> <td>MINI-BUS.....</td> <td style="text-align: center;">1</td> <td style="text-align: center;">2</td> </tr> <tr> <td>TAXI.....</td> <td style="text-align: center;">1</td> <td style="text-align: center;">2</td> </tr> <tr> <td>COLLECTIVE TAXI.....</td> <td style="text-align: center;">1</td> <td style="text-align: center;">2</td> </tr> <tr> <td>OTHER MOTOR VEHICLE.....</td> <td style="text-align: center;">1</td> <td style="text-align: center;">2</td> </tr> <tr> <td>TRAIN.....</td> <td style="text-align: center;">1</td> <td style="text-align: center;">2</td> </tr> <tr> <td>BOAT.....</td> <td style="text-align: center;">1</td> <td style="text-align: center;">2</td> </tr> <tr> <td>NO TRANSPORT AVAILABLE.....</td> <td style="text-align: center;">1</td> <td style="text-align: center;">2</td> </tr> </tbody> </table>		YES	NO	BUS.....	1	2	MINI-BUS.....	1	2	TAXI.....	1	2	COLLECTIVE TAXI.....	1	2	OTHER MOTOR VEHICLE.....	1	2	TRAIN.....	1	2	BOAT.....	1	2	NO TRANSPORT AVAILABLE.....	1	2	
	YES	NO																												
BUS.....	1	2																												
MINI-BUS.....	1	2																												
TAXI.....	1	2																												
COLLECTIVE TAXI.....	1	2																												
OTHER MOTOR VEHICLE.....	1	2																												
TRAIN.....	1	2																												
BOAT.....	1	2																												
NO TRANSPORT AVAILABLE.....	1	2																												
107	THE MOST COMMON TYPE OF TRANSPORT USED TO TRAVEL TO NEAREST TOWN/CITY.	BUS.....01 MINI-BUS.....02 TAXI.....03 COLLECTIVE TAXI.....04 OTHER MOTOR VEHICLE.....05 TRAIN.....06 BOAT.....07 ANIMAL.....08 CYCLING.....09 WALKING.....10 OTHER _____.....11 (SPECIFY)																												

FOR EACH TYPE OF PUBLIC SERVICE, RECORD BELOW THE DISTANCE TO THE NEAREST FACILITY, THE TYPE OF TRANSPORT MOST COMMONLY USED TO TRAVEL BETWEEN THE VILLAGE AND THE FACILITY, AND THE TRAVEL TIME.

PUBLIC SERVICE FACILITY	108 DISTANCE FROM VILLAGE (RECORD IN KILOMETERS. IF LESS THAN 1 KILOMETER, ENTER 00; IF MORE THAN 96 KILOMETERS, ENTER 96; IF WITHIN PSU, ENTER 95; IF NOT AVAILABLE, ENTER 97)	109 TYPE OF MOST COMMON TRANSPORT MOTOR.....1 ANIMAL.....2 CYCLING.....3 WALKING.....4 OTHER _____5 (SPECIFY) NOT AVAILABLE.....8	110 TIME TO TRAVEL TO FACILITY (MINUTES) (IF GREATER THAN 96, ENTER 96; IF NOT AVAILABLE, ENTER 98)
EDUCATIONAL FACILITIES			
Kindergarden	<input type="text"/>	<input type="checkbox"/>	<input type="text"/>
Primary School	<input type="text"/>	<input type="checkbox"/>	<input type="text"/>
Secondary School	<input type="text"/>	<input type="checkbox"/>	<input type="text"/>
Technical School	<input type="text"/>	<input type="checkbox"/>	<input type="text"/>
University	<input type="text"/>	<input type="checkbox"/>	<input type="text"/>
GENERAL SERVICES			
Post Office	<input type="text"/>	<input type="checkbox"/>	<input type="text"/>
Public Telephone Office	<input type="text"/>	<input type="checkbox"/>	<input type="text"/>
Police Station	<input type="text"/>	<input type="checkbox"/>	<input type="text"/>
Fire Station	<input type="text"/>	<input type="checkbox"/>	<input type="text"/>
Cinema	<input type="text"/>	<input type="checkbox"/>	<input type="text"/>
Public Market	<input type="text"/>	<input type="checkbox"/>	<input type="text"/>

NO.	QUESTIONS AND FILTERS	CODING CATEGORIES	SKIP TO																		
111	Is the village covered by a daya? IF YES: How many dayas work in the village? (IF NONE, RECORD 00 AND SKIP TO 113).	NUMBER OF DAYAS..... <input type="text"/> <input type="text"/> IF NONE → 113	113																		
112	How many dayas have received training about modern contraceptive methods?	NUMBER OF DAYAS..... <input type="text"/> <input type="text"/>																			
113	Is the village covered by a trained nurse-midwife? IF YES: How many trained nurse-midwives work in the village? (IF NONE, RECORD 00 AND SKIP TO 117).	NUMBER OF NURSE-MIDWIVES. <input type="text"/> <input type="text"/> IF NONE → 117	117																		
114	Does (do) the trained nurse-midwife(ves) regularly visit women in their homes to provide health care or family planning?	YES.....1 NO.....2 → 117	117																		
115	For what organization(s), does (do) the nurse-midwife(ves) who visit women in their homes work?	<table border="0"> <thead> <tr> <th></th> <th>YES</th> <th>NO</th> </tr> </thead> <tbody> <tr> <td>GOVERNMENT HOSPITAL.....</td> <td>1</td> <td>2</td> </tr> <tr> <td>GOVERNMENT MCH CENTER.....</td> <td>1</td> <td>2</td> </tr> <tr> <td>GOVERNMENT FP CLINIC.....</td> <td>1</td> <td>2</td> </tr> <tr> <td>OTHER _____</td> <td>1</td> <td>2</td> </tr> </tbody> </table> <p>(SPECIFY)</p>		YES	NO	GOVERNMENT HOSPITAL.....	1	2	GOVERNMENT MCH CENTER.....	1	2	GOVERNMENT FP CLINIC.....	1	2	OTHER _____	1	2				
	YES	NO																			
GOVERNMENT HOSPITAL.....	1	2																			
GOVERNMENT MCH CENTER.....	1	2																			
GOVERNMENT FP CLINIC.....	1	2																			
OTHER _____	1	2																			
116	Do any of the nurse-midwives who visit women in their homes: provide prenatal care? assist at delivery? provide postnatal care? provide advice about family planning? provide family planning methods?	<table border="0"> <thead> <tr> <th></th> <th>YES</th> <th>NO</th> </tr> </thead> <tbody> <tr> <td>PRENATAL CARE.....</td> <td>1</td> <td>2</td> </tr> <tr> <td>ASSIST AT DELIVERY.....</td> <td>1</td> <td>2</td> </tr> <tr> <td>POSTNATAL CARE.....</td> <td>1</td> <td>2</td> </tr> <tr> <td>FAMILY PLANNING ADVICE....</td> <td>1</td> <td>2</td> </tr> <tr> <td>FAMILY PLANNING METHS.....</td> <td>1</td> <td>2</td> </tr> </tbody> </table>		YES	NO	PRENATAL CARE.....	1	2	ASSIST AT DELIVERY.....	1	2	POSTNATAL CARE.....	1	2	FAMILY PLANNING ADVICE....	1	2	FAMILY PLANNING METHS.....	1	2	
	YES	NO																			
PRENATAL CARE.....	1	2																			
ASSIST AT DELIVERY.....	1	2																			
POSTNATAL CARE.....	1	2																			
FAMILY PLANNING ADVICE....	1	2																			
FAMILY PLANNING METHS.....	1	2																			

NO.	QUESTIONS AND FILTERS	CODING CATEGORIES	SKIP T																					
117	Is the village covered by a community-based family planning worker? IF YES: How many community-based planning workers work in the village? (IF NONE, RECORD 00 AND SKIP TO 122).	NUMBER OF CBFPWS..... <input type="text"/> <input type="text"/>	IF NONE → 122																					
118	For what organization(s), does (do) the community-based family planning worker(s) work?	<table border="0"> <thead> <tr> <th></th> <th>YES</th> <th>NO</th> </tr> </thead> <tbody> <tr> <td>GOVERNMENT HOSPITAL.....</td> <td>1</td> <td>2</td> </tr> <tr> <td>GOVERNMENT MCH CENTER.....</td> <td>1</td> <td>2</td> </tr> <tr> <td>GOVERNMENT FP CLINIC.....</td> <td>1</td> <td>2</td> </tr> <tr> <td>PRIVATE VOLUNTARY FP CLC</td> <td>1</td> <td>2</td> </tr> <tr> <td>RURAL SOCIAL UNITS.....</td> <td>1</td> <td>2</td> </tr> <tr> <td>OTHER _____..</td> <td>1</td> <td>2</td> </tr> </tbody> </table> <p>(SPECIFY)</p>		YES	NO	GOVERNMENT HOSPITAL.....	1	2	GOVERNMENT MCH CENTER.....	1	2	GOVERNMENT FP CLINIC.....	1	2	PRIVATE VOLUNTARY FP CLC	1	2	RURAL SOCIAL UNITS.....	1	2	OTHER _____..	1	2	
	YES	NO																						
GOVERNMENT HOSPITAL.....	1	2																						
GOVERNMENT MCH CENTER.....	1	2																						
GOVERNMENT FP CLINIC.....	1	2																						
PRIVATE VOLUNTARY FP CLC	1	2																						
RURAL SOCIAL UNITS.....	1	2																						
OTHER _____..	1	2																						
119	How often does (do) the community-based worker(s) visit households in the village?	<table border="0"> <tbody> <tr> <td>5-7 TIMES PER WEEK.....</td> <td>1</td> </tr> <tr> <td>2-4 TIMES PER WEEK.....</td> <td>2</td> </tr> <tr> <td>1 TIME PER WEEK.....</td> <td>3</td> </tr> <tr> <td>2-3 TIMES PER MONTH.....</td> <td>4</td> </tr> <tr> <td>1 TIME PER MONTH.....</td> <td>5</td> </tr> <tr> <td>LESS THAN ONCE PER MONTH.....</td> <td>6</td> </tr> </tbody> </table>	5-7 TIMES PER WEEK.....	1	2-4 TIMES PER WEEK.....	2	1 TIME PER WEEK.....	3	2-3 TIMES PER MONTH.....	4	1 TIME PER MONTH.....	5	LESS THAN ONCE PER MONTH.....	6										
5-7 TIMES PER WEEK.....	1																							
2-4 TIMES PER WEEK.....	2																							
1 TIME PER WEEK.....	3																							
2-3 TIMES PER MONTH.....	4																							
1 TIME PER MONTH.....	5																							
LESS THAN ONCE PER MONTH.....	6																							
120	Does (do) the community-based family planning worker(s) distribute contraceptive methods?	<table border="0"> <tbody> <tr> <td>YES.....</td> <td>1</td> </tr> <tr> <td>NO.....</td> <td>2</td> </tr> </tbody> </table>	YES.....	1	NO.....	2	→ 122																	
YES.....	1																							
NO.....	2																							
121	Does (do) the community-based family planning worker(s) distribute the following methods? CIRCLE CODE FOR METHOD IF IT IS DISTRIBUTED BY THE CBW AND ASK: How much does the method cost in piastres? (IF FREE, ENTER 9995).	<table border="0"> <tbody> <tr> <td>Pill?</td> <td>PILL.....01</td> <td><input type="text"/></td> <td><input type="text"/></td> <td><input type="text"/></td> <td><input type="text"/></td> </tr> <tr> <td>Foaming tablets?</td> <td>FOAM TBLTS....05</td> <td><input type="text"/></td> <td><input type="text"/></td> <td><input type="text"/></td> <td><input type="text"/></td> </tr> <tr> <td>Any other method?</td> <td>OTHER _____..11</td> <td><input type="text"/></td> <td><input type="text"/></td> <td><input type="text"/></td> <td><input type="text"/></td> </tr> </tbody> </table> <p>(SPECIFY)</p>	Pill?	PILL.....01	<input type="text"/>	<input type="text"/>	<input type="text"/>	<input type="text"/>	Foaming tablets?	FOAM TBLTS....05	<input type="text"/>	<input type="text"/>	<input type="text"/>	<input type="text"/>	Any other method?	OTHER _____..11	<input type="text"/>	<input type="text"/>	<input type="text"/>	<input type="text"/>				
Pill?	PILL.....01	<input type="text"/>	<input type="text"/>	<input type="text"/>	<input type="text"/>																			
Foaming tablets?	FOAM TBLTS....05	<input type="text"/>	<input type="text"/>	<input type="text"/>	<input type="text"/>																			
Any other method?	OTHER _____..11	<input type="text"/>	<input type="text"/>	<input type="text"/>	<input type="text"/>																			

NO.	QUESTIONS AND FILTERS	CODING CATEGORIES	SKIP TO																								
122	Is the village covered by a family planning nurse? IF YES: How many family planning nurses work in the village? (IF NONE, RECORD 00 AND SKIP TO 127.)	NUMBER OF FP NURSES..... <input type="text"/> <input type="text"/>	IF NONE—>127																								
123	For what organization(s), does (do) the family planning nurse(s) work?	<table border="0"> <tr> <td></td> <td>YES</td> <td>NO</td> </tr> <tr> <td>GOVERNMENT HOSPITAL.....</td> <td>1</td> <td>2</td> </tr> <tr> <td>GOVERNMENT MCH CENTER.....</td> <td>1</td> <td>2</td> </tr> <tr> <td>GOVERNMENT FP CLINIC.....</td> <td>1</td> <td>2</td> </tr> <tr> <td>PRIVATE VOLUNTARY FP CLC</td> <td>1</td> <td>2</td> </tr> <tr> <td>PRIVATE CLINIC.....</td> <td>1</td> <td>2</td> </tr> <tr> <td>OTHER _____..</td> <td>1</td> <td>2</td> </tr> <tr> <td colspan="3" style="text-align: center;">(SPECIFY)</td> </tr> </table>		YES	NO	GOVERNMENT HOSPITAL.....	1	2	GOVERNMENT MCH CENTER.....	1	2	GOVERNMENT FP CLINIC.....	1	2	PRIVATE VOLUNTARY FP CLC	1	2	PRIVATE CLINIC.....	1	2	OTHER _____..	1	2	(SPECIFY)			
	YES	NO																									
GOVERNMENT HOSPITAL.....	1	2																									
GOVERNMENT MCH CENTER.....	1	2																									
GOVERNMENT FP CLINIC.....	1	2																									
PRIVATE VOLUNTARY FP CLC	1	2																									
PRIVATE CLINIC.....	1	2																									
OTHER _____..	1	2																									
(SPECIFY)																											
124	How often does (do) the family planning nurse(s) visit households in the village?	<table border="0"> <tr> <td>5-7 TIMES PER WEEK.....</td> <td>1</td> </tr> <tr> <td>2-4 TIMES PER WEEK.....</td> <td>2</td> </tr> <tr> <td>1 TIME PER WEEK.....</td> <td>3</td> </tr> <tr> <td>2-3 TIMES PER MONTH.....</td> <td>4</td> </tr> <tr> <td>1 TIME PER MONTH.....</td> <td>5</td> </tr> <tr> <td>LESS THAN ONCE PER MONTH.....</td> <td>6</td> </tr> </table>	5-7 TIMES PER WEEK.....	1	2-4 TIMES PER WEEK.....	2	1 TIME PER WEEK.....	3	2-3 TIMES PER MONTH.....	4	1 TIME PER MONTH.....	5	LESS THAN ONCE PER MONTH.....	6													
5-7 TIMES PER WEEK.....	1																										
2-4 TIMES PER WEEK.....	2																										
1 TIME PER WEEK.....	3																										
2-3 TIMES PER MONTH.....	4																										
1 TIME PER MONTH.....	5																										
LESS THAN ONCE PER MONTH.....	6																										
125	Does (do) the family planning nurse(s) distribute contraceptive methods?	<table border="0"> <tr> <td>YES.....</td> <td>1</td> </tr> <tr> <td>NO.....</td> <td>2</td> </tr> </table>	YES.....	1	NO.....	2	->127																				
YES.....	1																										
NO.....	2																										
126	Does (do) the family planning nurse(s) distribute the following methods? CIRCLE THE CODE FOR THE METHOD IF IT IS DISTRIBUTED BY THE CBW AND ASK: How much does the method cost in piastres? (IF FREE, ENTER 9995).	<table border="0"> <tr> <td>Pill?</td> <td>PILL.....01</td> <td><input type="text"/></td> <td><input type="text"/></td> <td><input type="text"/></td> <td><input type="text"/></td> </tr> <tr> <td>Foaming tablets?</td> <td>FOAM TBLTS....05</td> <td><input type="text"/></td> <td><input type="text"/></td> <td><input type="text"/></td> <td><input type="text"/></td> </tr> <tr> <td>Any other method?</td> <td>OTHER _____..11</td> <td><input type="text"/></td> <td><input type="text"/></td> <td><input type="text"/></td> <td><input type="text"/></td> </tr> <tr> <td></td> <td>(SPECIFY)</td> <td></td> <td></td> <td></td> <td></td> </tr> </table>	Pill?	PILL.....01	<input type="text"/>	<input type="text"/>	<input type="text"/>	<input type="text"/>	Foaming tablets?	FOAM TBLTS....05	<input type="text"/>	<input type="text"/>	<input type="text"/>	<input type="text"/>	Any other method?	OTHER _____..11	<input type="text"/>	<input type="text"/>	<input type="text"/>	<input type="text"/>		(SPECIFY)					
Pill?	PILL.....01	<input type="text"/>	<input type="text"/>	<input type="text"/>	<input type="text"/>																						
Foaming tablets?	FOAM TBLTS....05	<input type="text"/>	<input type="text"/>	<input type="text"/>	<input type="text"/>																						
Any other method?	OTHER _____..11	<input type="text"/>	<input type="text"/>	<input type="text"/>	<input type="text"/>																						
	(SPECIFY)																										

NO.	QUESTIONS AND FILTERS	CODING CATEGORIES	SKIP TC																					
127	In the last 12 months, has there been a family planning campaign in the village? IF YES: How many times has there been a campaign? (IF NONE, RECORD 00 AND SKIP TO 131).	NUMBER OF FP CAMPAIGNS... <input type="text"/> <input type="text"/> IF NONE → 131																						
128	When did the last family planning campaign take place?	MONTH..... <input type="text"/> <input type="text"/> YEAR..... <input type="text"/> <input type="text"/>																						
129	Was the last campaign part of a national-level effort, governorate level effort or was it a local campaign?	<table border="0"> <tr> <td></td> <td style="text-align: right;">YES</td> <td style="text-align: right;">NO</td> </tr> <tr> <td>NATIONAL.....</td> <td style="text-align: right;">1</td> <td style="text-align: right;">2</td> </tr> <tr> <td>GOVERNORATE.....</td> <td style="text-align: right;">1</td> <td style="text-align: right;">2</td> </tr> <tr> <td>LOCAL.....</td> <td style="text-align: right;">1</td> <td style="text-align: right;">2</td> </tr> </table>		YES	NO	NATIONAL.....	1	2	GOVERNORATE.....	1	2	LOCAL.....	1	2										
	YES	NO																						
NATIONAL.....	1	2																						
GOVERNORATE.....	1	2																						
LOCAL.....	1	2																						
130	Did the last campaign focus on the promotion of a specific method or was its goal to promote family planning in general?	<table border="0"> <tr> <td>PROMOTE PILL.....</td> <td style="text-align: right;">1</td> </tr> <tr> <td>PROMOTE IUD.....</td> <td style="text-align: right;">2</td> </tr> <tr> <td>PROMOTE VAGINAL METHODS.....</td> <td style="text-align: right;">3</td> </tr> <tr> <td>PROMOTE FP IN GENERAL.....</td> <td style="text-align: right;">4</td> </tr> </table>	PROMOTE PILL.....	1	PROMOTE IUD.....	2	PROMOTE VAGINAL METHODS.....	3	PROMOTE FP IN GENERAL.....	4														
PROMOTE PILL.....	1																							
PROMOTE IUD.....	2																							
PROMOTE VAGINAL METHODS.....	3																							
PROMOTE FP IN GENERAL.....	4																							
131	In the last 12 months, has there been a vaccination campaign in the village? IF YES: How many times has there been a campaign? (IF NONE, RECORD 00 AND SKIP TO 133).	NUMBER OF VACCINATION CAMPAIGNS... <input type="text"/> <input type="text"/> IF NONE → 133																						
132	When did the most recent vaccination campaign take place?	MONTH..... <input type="text"/> <input type="text"/> YEAR..... <input type="text"/> <input type="text"/>																						
133	Are there any private clinics in the village? IF YES: How many clinics are there in the village? (IF NONE, RECORD 00 AND SKIP TO 200).	NUMBER OF PRIVATE CLNCS.. <input type="text"/> <input type="text"/> IF NONE → 200																						
134	Do the doctors working in these clinics work only in village or do they also work in other locations?	<table border="0"> <tr> <td>ONLY IN VILLAGE.....</td> <td style="text-align: right;">1</td> </tr> <tr> <td>WORK ELSEWHERE</td> <td style="text-align: right;">2</td> </tr> </table>	ONLY IN VILLAGE.....	1	WORK ELSEWHERE	2																		
ONLY IN VILLAGE.....	1																							
WORK ELSEWHERE	2																							
135	Do any of the doctors in the private clinic(s) provide the following services: provide prenatal care? assist at delivery? provide postnatal care? provide advice about family planning? insert IUDs? provide other family planning methods?	<table border="0"> <tr> <td></td> <td style="text-align: right;">YES</td> <td style="text-align: right;">NO</td> </tr> <tr> <td>PRENATAL CARE.....</td> <td style="text-align: right;">1</td> <td style="text-align: right;">2</td> </tr> <tr> <td>ASSIST AT DELIVERY.....</td> <td style="text-align: right;">1</td> <td style="text-align: right;">2</td> </tr> <tr> <td>POSTNATAL CARE.....</td> <td style="text-align: right;">1</td> <td style="text-align: right;">2</td> </tr> <tr> <td>FAMILY PLANNING ADVICE....</td> <td style="text-align: right;">1</td> <td style="text-align: right;">2</td> </tr> <tr> <td>INSERT IUDS.....</td> <td style="text-align: right;">1</td> <td style="text-align: right;">2</td> </tr> <tr> <td>PROVIDE OTHER FP METHS....</td> <td style="text-align: right;">1</td> <td style="text-align: right;">2</td> </tr> </table>		YES	NO	PRENATAL CARE.....	1	2	ASSIST AT DELIVERY.....	1	2	POSTNATAL CARE.....	1	2	FAMILY PLANNING ADVICE....	1	2	INSERT IUDS.....	1	2	PROVIDE OTHER FP METHS....	1	2	
	YES	NO																						
PRENATAL CARE.....	1	2																						
ASSIST AT DELIVERY.....	1	2																						
POSTNATAL CARE.....	1	2																						
FAMILY PLANNING ADVICE....	1	2																						
INSERT IUDS.....	1	2																						
PROVIDE OTHER FP METHS....	1	2																						

SECTION 1B. NUMBER OF FACILITIES SURVEYED BY TYPE

Type of Facility	Total Number Within Village or, If Outside Village, Within 30 Kms.	Number Close/ Within Segment 1	Number Close/ Within Segment 2	Governmental	Private
2 Governmental Hospital	<input type="text"/>	<input type="text"/>	<input type="text"/>
3 Governmental MCH Center	<input type="text"/>	<input type="text"/>	<input type="text"/>
4 Governmental FP Clinic	<input type="text"/>	<input type="text"/>	<input type="text"/>
5 Private Voluntary FP Cl	<input type="text"/>	<input type="text"/>	<input type="text"/>
6 Pharmacy	<input type="text"/>	<input type="text"/>	<input type="text"/>	<input type="text"/>	<input type="text"/>

SERVICE FACILITY SCHEDULE

FACILITY IDENTIFICATION	
GOVERNORATE	<input type="text"/>
PSU/SEGMENT NO.1	<input type="text"/>
PSU/SEGMENT NO.2	<input type="text"/>
TYPE OF FACILITY	GOV. HOSPITAL.....2 GOV. MCH CENTER.....3 GOV. FP CLINIC.....4 PRV. VOL. FP CLINIC.5 PHARMACY.....6
FACILITY IDENTIFICATION NUMBER.....	<input type="text"/>
CLOSE/WITHIN SEGMENT 1	YES1 NO.....2
CLOSE/WITHIN SEGMENT 2	YES1 NO.....2

200 SECTIONS 2-6 COLLECT INFORMATION ON FACILITIES PROVIDING HEALTH AND FAMILY PLANNING SERVICES TO THE VILLAGE IN WHICH THE DHS SAMPLE CLUSTER IS LOCATED. IN EACH SECTION, THE INFORMATION SHOULD BE OBTAINED FOR THE CLOSEST FACILITY. IF MORE THAN ONE FACILITY IS FOUND WITHIN THE VILLAGE ITSELF, COLLECT THE INFORMATION FOR ALL FACILITIES, USING A SECOND QUESTIONNAIRE IF NECESSARY.

201 OBTAIN INFORMATION ON THE NEAREST GOVERNMENT HOSPITAL WITHIN THE VILLAGE OR LESS THAN 30 KILOMETERS AWAY. NOTE THE NAME OF THE HOSPITAL, ITS LOCATION, THE PSUS SERVED AND THE NAME(S) OF RESPONDENTS PROVIDING INFORMATION ON THE FACILITY BELOW. THEN ASK QUESTIONS 202-248 AS APPROPRIATE.

TYPE OF FACILITY: GOVERNMENT HOSPITAL

NAME: _____

LOCATION: _____

PSUS SERVED: _____

RESPONDENT NAME: _____

POSITION: _____

DATE: _____

NO.	QUESTIONS AND FILTERS	CODING CATEGORIES	SKILL TI		
202	DISTANCE IN KILOMETERS FROM VILLAGE (PSU) (IF LESS THAN 1 KM, ENTER 00. IF WITHIN THE VILLAGE, ENTER 97.)	<table border="1"> <tr> <td style="width: 20px; height: 20px;"></td> <td style="width: 20px; height: 20px;"></td> </tr> </table>			
203	THE MOST COMMON TYPE OF TRANSPORT USED TO TRAVEL TO FACILITY.	MOTOR.....1 WALKING.....2 OTHER _____ 3 (SPECIFY)			
204	TRAVEL TIME IN MINUTES FROM VILLAGE TO FACILITY (IF LOCATED IN VILLAGE, RECORD 77).	<table border="1"> <tr> <td style="width: 20px; height: 20px;"></td> <td style="width: 20px; height: 20px;"></td> </tr> </table>			

NO.	QUESTIONS AND FILTERS	CODING CATEGORIES	SKIP TO																								
205	NUMBER OF OTHER GOVERNMENT HOSPITALS WITHIN 60 MINUTES TRAVEL TIME FROM VILLAGE, USING THE MOST COMMON FORM OF TRANSPORT. (IF GREATER THAN 10, ENTER 11).	<input type="text"/> <input type="text"/>																									
206	Are any of the following types of services available at the facility: family planning services? other MCH services? radiology unit? laboratory? dispensary? dental clinic? other medical services? _____ (SPECIFY)	<table border="0"> <thead> <tr> <th></th> <th>YES</th> <th>NO</th> </tr> </thead> <tbody> <tr> <td>FAMILY PLANNING.....</td> <td>1</td> <td>2</td> </tr> <tr> <td>OTHER MCH.....</td> <td>1</td> <td>2</td> </tr> <tr> <td>RADIOLOGY.....</td> <td>1</td> <td>2</td> </tr> <tr> <td>LABORATORY.....</td> <td>1</td> <td>2</td> </tr> <tr> <td>DISPENSARY.....</td> <td>1</td> <td>2</td> </tr> <tr> <td>DENTAL CLINIC.....</td> <td>1</td> <td>2</td> </tr> <tr> <td>OTHER.....</td> <td>1</td> <td>2</td> </tr> </tbody> </table>		YES	NO	FAMILY PLANNING.....	1	2	OTHER MCH.....	1	2	RADIOLOGY.....	1	2	LABORATORY.....	1	2	DISPENSARY.....	1	2	DENTAL CLINIC.....	1	2	OTHER.....	1	2	
	YES	NO																									
FAMILY PLANNING.....	1	2																									
OTHER MCH.....	1	2																									
RADIOLOGY.....	1	2																									
LABORATORY.....	1	2																									
DISPENSARY.....	1	2																									
DENTAL CLINIC.....	1	2																									
OTHER.....	1	2																									

207 CHECK 206 AND MARK AT THE TOP OF THE COLUMNS BELOW WHETHER THE SERVICE IS PROVIDED AT THE FACILITY. IF THE SERVICE IS PROVIDED, ASK QUESTIONS 208-218. COMPLETE ALL OF THE QUESTIONS FOR ONE TYPE OF SERVICE BEFORE GOING ON TO THE QUESTIONS FOR ANOTHER TYPE OF SERVICE.

	ALL SERVICES	FAMILY PLANNING SERVICES	MCH SERVICES
	YES <input type="checkbox"/> ↓	YES <input type="checkbox"/> NO <input type="checkbox"/> → YES <input type="checkbox"/> NO <input type="checkbox"/> ↓	YES <input type="checkbox"/> NO <input type="checkbox"/> ↓
208 How many years has _____ (TYPE OF SERVICE) been available at this facility? (IF LESS THAN 1 YEAR, ENTER 00).	<input type="text"/> <input type="text"/>	<input type="text"/> <input type="text"/>	<input type="text"/> <input type="text"/> (GO TO 219)
209 How many doctors are involved in providing _____ (TYPE OF SERVICE) at this facility on a regular basis? (INCLUDE FULLTIME AND PARTIME STAFF)	<input type="text"/> <input type="text"/>	<input type="text"/> <input type="text"/>	<input type="text"/> <input type="text"/>

	ALL SERVICES	FAMILY PLANNING SERVICES	MCH SERVICES
	YES <input type="checkbox"/>	YES <input type="checkbox"/> NO <input type="checkbox"/>	YES <input type="checkbox"/> NO <input type="checkbox"/>
209A How many doctors involved in providing _____ at this facility are male and how many are female? (INCLUDE FULLTIME AND PARTIME STAFF)	MALE.... <input type="text"/> <input type="text"/> FEMALE.. <input type="text"/> <input type="text"/>	MALE.... <input type="text"/> <input type="text"/> FEMALE.. <input type="text"/> <input type="text"/>	MALE.... <input type="text"/> <input type="text"/> FEMALE.. <input type="text"/> <input type="text"/>
210 How many nurses are involved in providing _____ at this facility on a regular basis? (INCLUDE FULLTIME AND PARTIME STAFF)	<input type="text"/> <input type="text"/>	<input type="text"/> <input type="text"/>	<input type="text"/> <input type="text"/>
211 How many other medical staff are involved in providing _____ at this facility on a regular basis? (INCLUDE FULLTIME AND PARTIME STAFF)	<input type="text"/> <input type="text"/>	<input type="text"/> <input type="text"/>	<input type="text"/> <input type="text"/>
212 How many other nonmedical staff are involved in providing _____ at this facility on a regular basis? (INCLUDE FULLTIME AND PARTIME STAFF)	<input type="text"/> <input type="text"/>	<input type="text"/> <input type="text"/>	<input type="text"/> <input type="text"/>
213 On each day of the week, how many hours does this facility normally provide _____ ? (IF LESS THAN 1 HOUR, ENTER 00. IF SERVICE NOT PROVIDED ON THE DAY, ENTER 77).	SATURDAY.... <input type="text"/> <input type="text"/> SUNDAY..... <input type="text"/> <input type="text"/> MONDAY..... <input type="text"/> <input type="text"/> TUESDAY.... <input type="text"/> <input type="text"/> WEDNESDAY... <input type="text"/> <input type="text"/> THURSDAY.... <input type="text"/> <input type="text"/> FRIDAY..... <input type="text"/> <input type="text"/>	SATURDAY.... <input type="text"/> <input type="text"/> SUNDAY..... <input type="text"/> <input type="text"/> MONDAY..... <input type="text"/> <input type="text"/> TUESDAY.... <input type="text"/> <input type="text"/> WEDNESDAY... <input type="text"/> <input type="text"/> THURSDAY.... <input type="text"/> <input type="text"/> FRIDAY..... <input type="text"/> <input type="text"/>	SATURDAY.... <input type="text"/> <input type="text"/> SUNDAY..... <input type="text"/> <input type="text"/> MONDAY..... <input type="text"/> <input type="text"/> TUESDAY.... <input type="text"/> <input type="text"/> WEDNESDAY... <input type="text"/> <input type="text"/> THURSDAY.... <input type="text"/> <input type="text"/> FRIDAY..... <input type="text"/> <input type="text"/>

	ALL SERVICES	FAMILY PLANNING SERVICES	MCH SERVICES
	YES <input type="checkbox"/>	YES <input type="checkbox"/> NO <input type="checkbox"/>	YES <input type="checkbox"/> NO <input type="checkbox"/>
	v	v	v
214 On each day of the week, during how many of the normal working hours is a doctor available to provide _____ ? (TYPE OF SERVICE) (IF LESS THAN 1 HOUR, ENTER 00. IF SERVICE NOT PROVIDED ON THE DAY, ENTER 77).	SATURDAY.... <input type="text"/> <input type="text"/> SUNDAY..... <input type="text"/> <input type="text"/> MONDAY..... <input type="text"/> <input type="text"/> TUESDAY.... <input type="text"/> <input type="text"/> WEDNESDAY... <input type="text"/> <input type="text"/> THURSDAY.... <input type="text"/> <input type="text"/> FRIDAY..... <input type="text"/> <input type="text"/>	SATURDAY.... <input type="text"/> <input type="text"/> SUNDAY..... <input type="text"/> <input type="text"/> MONDAY..... <input type="text"/> <input type="text"/> TUESDAY.... <input type="text"/> <input type="text"/> WEDNESDAY... <input type="text"/> <input type="text"/> THURSDAY.... <input type="text"/> <input type="text"/> FRIDAY..... <input type="text"/> <input type="text"/>	SATURDAY.... <input type="text"/> <input type="text"/> SUNDAY..... <input type="text"/> <input type="text"/> MONDAY..... <input type="text"/> <input type="text"/> TUESDAY.... <input type="text"/> <input type="text"/> WEDNESDAY... <input type="text"/> <input type="text"/> THURSDAY.... <input type="text"/> <input type="text"/> FRIDAY..... <input type="text"/> <input type="text"/>
215 On each day of the week, during how many of the normal working hours is a nurse available to provide _____ ? (TYPE OF SERVICE) (IF LESS THAN 1 HOUR, ENTER 00. IF SERVICE NOT PROVIDED ON THE DAY, ENTER 77).	SATURDAY.... <input type="text"/> <input type="text"/> SUNDAY..... <input type="text"/> <input type="text"/> MONDAY..... <input type="text"/> <input type="text"/> TUESDAY.... <input type="text"/> <input type="text"/> WEDNESDAY... <input type="text"/> <input type="text"/> THURSDAY.... <input type="text"/> <input type="text"/> FRIDAY..... <input type="text"/> <input type="text"/>	SATURDAY.... <input type="text"/> <input type="text"/> SUNDAY..... <input type="text"/> <input type="text"/> MONDAY..... <input type="text"/> <input type="text"/> TUESDAY.... <input type="text"/> <input type="text"/> WEDNESDAY... <input type="text"/> <input type="text"/> THURSDAY.... <input type="text"/> <input type="text"/> FRIDAY..... <input type="text"/> <input type="text"/>	SATURDAY.... <input type="text"/> <input type="text"/> SUNDAY..... <input type="text"/> <input type="text"/> MONDAY..... <input type="text"/> <input type="text"/> TUESDAY.... <input type="text"/> <input type="text"/> WEDNESDAY... <input type="text"/> <input type="text"/> THURSDAY.... <input type="text"/> <input type="text"/> FRIDAY..... <input type="text"/> <input type="text"/>
216 Outside of the normal working hours is the facility open to provide _____ either to the general public or on a private fee basis? (TYPE OF SERVICE)	YES.....1 NO.....2 (SKIP TO 208 <) FOR FAMILY PLANNING SERVICES)	YES.....1 NO.....2 (SKIP TO 208 <) FOR MCH SERVICES)	YES.....1 NO.....2 (SKIP TO 219) <)

	ALL SERVICES	FAMILY PLANNING SERVICES	MCH SERVICES
	YES <input type="checkbox"/>	YES <input type="checkbox"/> NO <input type="checkbox"/>	YES <input type="checkbox"/> NO <input type="checkbox"/>
217 On each day of the week, how many hours outside of the normal working hours does the facility provide _____ to the general public? (TYPE OF SERVICE) (IF LESS THAN 1 HOUR, ENTER 00. IF SERVICE NOT PROVIDED ON THE DAY, ENTER 77).	SATURDAY.... <input type="text"/> <input type="text"/> SUNDAY..... <input type="text"/> <input type="text"/> MONDAY..... <input type="text"/> <input type="text"/> TUESDAY.... <input type="text"/> <input type="text"/> WEDNESDAY... <input type="text"/> <input type="text"/> THURSDAY.... <input type="text"/> <input type="text"/> FRIDAY..... <input type="text"/> <input type="text"/>	SATURDAY.... <input type="text"/> <input type="text"/> SUNDAY..... <input type="text"/> <input type="text"/> MONDAY..... <input type="text"/> <input type="text"/> TUESDAY.... <input type="text"/> <input type="text"/> WEDNESDAY... <input type="text"/> <input type="text"/> THURSDAY.... <input type="text"/> <input type="text"/> FRIDAY..... <input type="text"/> <input type="text"/>	SATURDAY.... <input type="text"/> <input type="text"/> SUNDAY..... <input type="text"/> <input type="text"/> MONDAY..... <input type="text"/> <input type="text"/> TUESDAY.... <input type="text"/> <input type="text"/> WEDNESDAY... <input type="text"/> <input type="text"/> THURSDAY.... <input type="text"/> <input type="text"/> FRIDAY..... <input type="text"/> <input type="text"/>
218 On each day of the week, how many hours outside of the normal working hours does the facility provide _____ on a private (fee) basis? (TYPE OF SERVICE) (IF LESS THAN 1 HOUR, ENTER 00. IF SERVICE NOT PROVIDED ON THE DAY, ENTER 77).	SATURDAY.... <input type="text"/> <input type="text"/> SUNDAY..... <input type="text"/> <input type="text"/> MONDAY..... <input type="text"/> <input type="text"/> TUESDAY.... <input type="text"/> <input type="text"/> WEDNESDAY... <input type="text"/> <input type="text"/> THURSDAY.... <input type="text"/> <input type="text"/> FRIDAY..... <input type="text"/> <input type="text"/> (GO TO 208 FOR FAMILY PLANNING SERVICES)	SATURDAY.... <input type="text"/> <input type="text"/> SUNDAY..... <input type="text"/> <input type="text"/> MONDAY..... <input type="text"/> <input type="text"/> TUESDAY.... <input type="text"/> <input type="text"/> WEDNESDAY... <input type="text"/> <input type="text"/> THURSDAY.... <input type="text"/> <input type="text"/> FRIDAY..... <input type="text"/> <input type="text"/> (GO TO 208 FOR MCH SERVICES)	SATURDAY.... <input type="text"/> <input type="text"/> SUNDAY..... <input type="text"/> <input type="text"/> MONDAY..... <input type="text"/> <input type="text"/> TUESDAY.... <input type="text"/> <input type="text"/> WEDNESDAY... <input type="text"/> <input type="text"/> THURSDAY.... <input type="text"/> <input type="text"/> FRIDAY..... <input type="text"/> <input type="text"/>

NO.	QUESTIONS AND FILTERS	CODING CATEGORIES	SKIP TO
219	CHECK 206: FAMILY PLANNING PROVIDED <input type="checkbox"/> NO FAMILY PLANNING <input type="checkbox"/>		
220	How many of the staff at this facility have attended any training course in family planning in the last year? (IF NONE, RECORD 00 AND SKIP TO 222).	NUMBER WITH FP TRAINING.. <input type="text"/> <input type="text"/> IF NONE	222

NO.	QUESTIONS AND FILTERS	CODING CATEGORIES	SKIP TO																		
221	How many of the staff at this facility have attended a training course in IUD insertion in the past year? (IF NONE, RECORD 00).	NUMBER TRAINED IN IUD INSERTION..... <input type="text"/>																			
222	Does the staff at this facility regularly hold meetings or give lectures or presentations on family planning for clients or community residents?	YES.....1 NO.....2	->224																		
223	How many meetings or lectures or presentations on family planning have taken place in the last month? (IF NONE, RECORD 00).	NUMBER IN LAST MONTH..... <input type="text"/>																			
224	Has the facility participated in any special family planning campaigns?	YES.....1 NO.....2	->226																		
225	When did the last family planning campaign in which the facility participated take place?	MONTH..... <input type="text"/> YEAR..... <input type="text"/>																			
226	Are there any IE&C materials on family planning available at the facility?	YES.....1 NO.....2	->228																		
227	Are any of the following types of family planning IE&C materials available at the facility: posters? pamphlets for literate audience? pamphlets for illiterate audience? films? other material? _____ (SPECIFY)	<table border="0"> <thead> <tr> <th></th> <th>YES</th> <th>NO</th> </tr> </thead> <tbody> <tr> <td>POSTERS.....</td> <td>1</td> <td>2</td> </tr> <tr> <td>PAMPHLETS FOR LIT AUDNCE...</td> <td>1</td> <td>2</td> </tr> <tr> <td>PAMPHLETS FOR ILL AUDNCE...</td> <td>1</td> <td>2</td> </tr> <tr> <td>FILMS.....</td> <td>1</td> <td>2</td> </tr> <tr> <td>OTHER.....</td> <td>1</td> <td>2</td> </tr> </tbody> </table>		YES	NO	POSTERS.....	1	2	PAMPHLETS FOR LIT AUDNCE...	1	2	PAMPHLETS FOR ILL AUDNCE...	1	2	FILMS.....	1	2	OTHER.....	1	2	
	YES	NO																			
POSTERS.....	1	2																			
PAMPHLETS FOR LIT AUDNCE...	1	2																			
PAMPHLETS FOR ILL AUDNCE...	1	2																			
FILMS.....	1	2																			
OTHER.....	1	2																			

NO.	QUESTIONS AND FILTERS	CODING CATEGORIES	SKIP TO																														
228	<p>Are supplies of any of the following brands of the pill available at this facility:</p> <p>Microvlar 30? Anovlar 1? Primovlar? Norminest? Nordette? Ovral? Ovulen 1? Gynovlar? Other? _____ (SPECIFY)</p>	<table border="0"> <thead> <tr> <th></th> <th>YES</th> <th>NO</th> </tr> </thead> <tbody> <tr> <td>MICROVLAR 30.....</td> <td>1</td> <td>2</td> </tr> <tr> <td>ANOVLAR 1.....</td> <td>1</td> <td>2</td> </tr> <tr> <td>PRIMOVLAR.....</td> <td>1</td> <td>2</td> </tr> <tr> <td>NORMINEST.....</td> <td>1</td> <td>2</td> </tr> <tr> <td>NORDETTE.....</td> <td>1</td> <td>2</td> </tr> <tr> <td>OVRAL.....</td> <td>1</td> <td>2</td> </tr> <tr> <td>OVULEN 1.....</td> <td>1</td> <td>2</td> </tr> <tr> <td>GYNOVLAR.....</td> <td>1</td> <td>2</td> </tr> <tr> <td>OTHER.....</td> <td>1</td> <td>2</td> </tr> </tbody> </table>		YES	NO	MICROVLAR 30.....	1	2	ANOVLAR 1.....	1	2	PRIMOVLAR.....	1	2	NORMINEST.....	1	2	NORDETTE.....	1	2	OVRAL.....	1	2	OVULEN 1.....	1	2	GYNOVLAR.....	1	2	OTHER.....	1	2	
	YES	NO																															
MICROVLAR 30.....	1	2																															
ANOVLAR 1.....	1	2																															
PRIMOVLAR.....	1	2																															
NORMINEST.....	1	2																															
NORDETTE.....	1	2																															
OVRAL.....	1	2																															
OVULEN 1.....	1	2																															
GYNOVLAR.....	1	2																															
OTHER.....	1	2																															
229	<p>Are supplies of any of the following other family planning methods available at this facility:</p> <p>IUD? Condom? Foaming tablets, foam, jelly or diaphragm? Other? _____ (SPECIFY)</p>	<table border="0"> <thead> <tr> <th></th> <th>YES</th> <th>NO</th> </tr> </thead> <tbody> <tr> <td>IUD.....</td> <td>1</td> <td>2</td> </tr> <tr> <td>CONDOM.....</td> <td>1</td> <td>2</td> </tr> <tr> <td>FOAMING TABLETS, ETC.....</td> <td>1</td> <td>2</td> </tr> <tr> <td>OTHER.....</td> <td>1</td> <td>2</td> </tr> </tbody> </table>		YES	NO	IUD.....	1	2	CONDOM.....	1	2	FOAMING TABLETS, ETC.....	1	2	OTHER.....	1	2																
	YES	NO																															
IUD.....	1	2																															
CONDOM.....	1	2																															
FOAMING TABLETS, ETC.....	1	2																															
OTHER.....	1	2																															
230	<p>Are IUDs regularly inserted at this facility, either as a service to the general public or on a private fee basis?</p>	<table border="0"> <tbody> <tr> <td>YES.....</td> <td>1</td> <td></td> </tr> <tr> <td>NO.....</td> <td>2</td> <td></td> </tr> </tbody> </table>	YES.....	1		NO.....	2		→233																								
YES.....	1																																
NO.....	2																																
231	<p>How many doctors insert IUDs on a regular basis? IF ANY: How many of the doctors who insert IUDs are male and how many are female? (INCLUDE FULLTIME AND PARTIME STAFF).</p>	<table border="0"> <tbody> <tr> <td>MALES.....</td> <td><table border="1" data-bbox="1289 982 1360 1035"> <tr><td> </td><td> </td></tr> <tr><td> </td><td> </td></tr> </table></td> </tr> <tr> <td>FEMALES.....</td> <td><table border="1" data-bbox="1289 1035 1360 1077"> <tr><td> </td><td> </td></tr> <tr><td> </td><td> </td></tr> </table></td> </tr> </tbody> </table>	MALES.....	<table border="1" data-bbox="1289 982 1360 1035"> <tr><td> </td><td> </td></tr> <tr><td> </td><td> </td></tr> </table>					FEMALES.....	<table border="1" data-bbox="1289 1035 1360 1077"> <tr><td> </td><td> </td></tr> <tr><td> </td><td> </td></tr> </table>																							
MALES.....	<table border="1" data-bbox="1289 982 1360 1035"> <tr><td> </td><td> </td></tr> <tr><td> </td><td> </td></tr> </table>																																
FEMALES.....	<table border="1" data-bbox="1289 1035 1360 1077"> <tr><td> </td><td> </td></tr> <tr><td> </td><td> </td></tr> </table>																																

232 During each day of the week, for how many hours are staff at the facility available to perform IUD insertions as a service to the general public or on a private fee basis?

(IF LESS THAN ONE HOUR, ENTER 00. IF SERVICE NOT PROVIDED ON THE DAY, ENTER 97.)

SATURDAY.....	□ □
SUNDAY.....	□ □
MONDAY.....	□ □
TUESDAY.....	□ □
WEDNESDAY.....	□ □
THURSDAY.....	□ □
FRIDAY.....	□ □

233 How many new family planning acceptors were seen at the facility in the last calendar month?
(IF NOT AVAILABLE FOR LAST CALENDAR MONTH, RECORD LATEST MONTHLY FIGURE AND NOTE NEXT TO QUESTION MONTH FOR WHICH FIGURE IS GIVEN. IF NO INFORMATION, RECORD 995).

New pill acceptors? (Month: □ □)

New IUD acceptors? (Month: □ □)

New acceptors of other methods?
_____ (Month: □ □)
(METHOD)

_____ (Month: □ □)
(METHOD)

_____ (Month: □ □)
(METHOD)

_____ (Month: □ □)
(METHOD)

PILL.....	□ □ □
IUD.....	□ □ □
OTHER.....	□ □ □
OTHER.....	□ □ □
OTHER.....	□ □ □
OTHER.....	□ □ □

NO.	QUESTIONS AND FILTERS	CODING CATEGORIES	SKIP TO															
234	<p>How many continuing family planning users were seen at the facility in the last calendar month? (IF NOT AVAILABLE FOR LAST CALENDAR MONTH, RECORD LATEST MONTHLY FIGURE AND NOTE NEXT TO QUESTION MONTH FOR WHICH FIGURE IS GIVEN. IF NO INFORMATION, RECORD 995).</p> <p>Pill users? (Month: <input type="text"/> <input type="text"/>)</p> <p>IUD users? (Month: <input type="text"/> <input type="text"/>)</p> <p>Users of other methods (_____)? (Month: <input type="text"/> <input type="text"/>) (SPECIFY)</p>	<p>PILL..... <input type="text"/> <input type="text"/> <input type="text"/></p> <p>IUD..... <input type="text"/> <input type="text"/> <input type="text"/></p> <p>OTHER..... <input type="text"/> <input type="text"/> <input type="text"/></p>																
235	<p>CHECK 206:</p> <p>MCH SERVICES PROVIDED <input type="checkbox"/></p> <p>NO MCH SERVICES PROVIDED <input type="checkbox"/></p>		>249															
236	<p>How many of the staff at this facility have had special training related to one of the following in the past month? (IF NONE, RECORD 00.)</p> <p>Diagnosis/treatment of childhood diarrhea?</p> <p>Immunizations for children?</p> <p>Diagnosis/treatment of other childhood illness?</p> <p>Maternity care for women?</p>	<p>DIARRHEA..... <input type="text"/> <input type="text"/></p> <p>IMMUNIZATION..... <input type="text"/> <input type="text"/></p> <p>OTH ILLNESSES..... <input type="text"/> <input type="text"/></p> <p>MATERNITY CARE..... <input type="text"/> <input type="text"/></p>																
237	<p>Has the staff at this facility held meetings or given lectures or presentations to patients or community residents during the past month on:</p> <p>ORT?</p> <p>Childhood immunization?</p> <p>Maternity care?</p> <p>Other MCH topics? _____ (SPECIFY)</p>	<table border="0"> <thead> <tr> <th></th> <th>YES</th> <th>NO</th> </tr> </thead> <tbody> <tr> <td>ORT.....</td> <td>1</td> <td>2</td> </tr> <tr> <td>IMMUNIZATION.....</td> <td>1</td> <td>2</td> </tr> <tr> <td>MATERNITY CARE.....</td> <td>1</td> <td>2</td> </tr> <tr> <td>OTHER.....</td> <td>1</td> <td>2</td> </tr> </tbody> </table>		YES	NO	ORT.....	1	2	IMMUNIZATION.....	1	2	MATERNITY CARE.....	1	2	OTHER.....	1	2	
	YES	NO																
ORT.....	1	2																
IMMUNIZATION.....	1	2																
MATERNITY CARE.....	1	2																
OTHER.....	1	2																

NO.	QUESTIONS AND FILTERS	CODING CATEGORIES	SKIP TO															
238	Has the facility participated in any special campaign to promote ORT use?	YES.....1 NO.....2	→240															
239	When did the last ORT campaign in which the facility participated take place?	MONTH..... <table border="1" data-bbox="1177 315 1250 357"><tr><td></td><td></td></tr><tr><td></td><td></td></tr></table> YEAR..... <table border="1" data-bbox="1177 367 1250 409"><tr><td></td><td></td></tr><tr><td></td><td></td></tr></table>																
240	Has the facility participated in any special campaign to promote immunizations of children?	YES.....1 NO.....2	→242															
241	When did the last immunization campaign in which the facility participated take place?	MONTH..... <table border="1" data-bbox="1177 577 1250 619"><tr><td></td><td></td></tr><tr><td></td><td></td></tr></table> YEAR..... <table border="1" data-bbox="1177 630 1250 672"><tr><td></td><td></td></tr><tr><td></td><td></td></tr></table>																
242	Are there any IE&C materials on ORT available at the facility?	YES.....01 NO.....02	→244															
243	Are any of the following types of ORT IE&C materials available at the facility: posters? pamphlets for literate audience? pamphlets for illiterate audience? any other materials? _____ (SPECIFY)	<table border="0"> <thead> <tr> <th></th> <th>YES</th> <th>NO</th> </tr> </thead> <tbody> <tr> <td>POSTERS.....</td> <td>1</td> <td>2</td> </tr> <tr> <td>PAMPHLETS FOR LIT AUDNCE...1</td> <td>2</td> <td></td> </tr> <tr> <td>PAMPHLETS FOR ILL AUDNCE...1</td> <td>2</td> <td></td> </tr> <tr> <td>OTHER.....1</td> <td>2</td> <td></td> </tr> </tbody> </table>		YES	NO	POSTERS.....	1	2	PAMPHLETS FOR LIT AUDNCE...1	2		PAMPHLETS FOR ILL AUDNCE...1	2		OTHER.....1	2		
	YES	NO																
POSTERS.....	1	2																
PAMPHLETS FOR LIT AUDNCE...1	2																	
PAMPHLETS FOR ILL AUDNCE...1	2																	
OTHER.....1	2																	
244	Are there any IE&C materials on immunization available at the facility?	YES.....01 NO.....02	→246															

NO.	QUESTIONS AND FILTERS	CODING CATEGORIES	SKIP TO															
245	<p>Are any of the following types of immunization IE&C materials available at the facility:</p> <p>posters? pamphlets for literate audience? pamphlets for illiterate audience? any other materials? _____ (SPECIFY)</p>	<table> <thead> <tr> <th></th> <th>YES</th> <th>NO</th> </tr> </thead> <tbody> <tr> <td>POSTERS.....</td> <td>1</td> <td>2</td> </tr> <tr> <td>PAMPHLETS FOR LIT AUDNCE...1</td> <td>2</td> <td></td> </tr> <tr> <td>PAMPHLETS FOR ILL AUDNCE...1</td> <td>2</td> <td></td> </tr> <tr> <td>OTHER.....</td> <td>1</td> <td>2</td> </tr> </tbody> </table>		YES	NO	POSTERS.....	1	2	PAMPHLETS FOR LIT AUDNCE...1	2		PAMPHLETS FOR ILL AUDNCE...1	2		OTHER.....	1	2	
	YES	NO																
POSTERS.....	1	2																
PAMPHLETS FOR LIT AUDNCE...1	2																	
PAMPHLETS FOR ILL AUDNCE...1	2																	
OTHER.....	1	2																
246	<p>Are supplies of any of the following available at this facility:</p> <p>ORS packets? Vaccines? Antibiotics? Other medicines? _____ (SPECIFY)</p>	<table> <thead> <tr> <th></th> <th>YES</th> <th>NO</th> </tr> </thead> <tbody> <tr> <td>ORS PACKETS.....</td> <td>1</td> <td>2</td> </tr> <tr> <td>VACCINES.....</td> <td>1</td> <td>2</td> </tr> <tr> <td>ANTIBIOTICS.....</td> <td>1</td> <td>2</td> </tr> <tr> <td>OTHER.....</td> <td>1</td> <td>2</td> </tr> </tbody> </table>		YES	NO	ORS PACKETS.....	1	2	VACCINES.....	1	2	ANTIBIOTICS.....	1	2	OTHER.....	1	2	
	YES	NO																
ORS PACKETS.....	1	2																
VACCINES.....	1	2																
ANTIBIOTICS.....	1	2																
OTHER.....	1	2																
247	<p>How many children under age 5 were seen at this facility during the last calendar month for: (IF NOT AVAILABLE FOR LAST CALENDAR MONTH, RECORD LATEST MONTHLY FIGURE AND NOTE NEXT TO QUESTION MONTH FOR WHICH FIGURE IS GIVEN. IF NO INFORMATION, RECORD 995. IF NUMBER GREATER THAN 996, ENTER 996.)</p> <p>Treatment of diarrhea? (Month: <input type="text"/> <input type="text"/>)</p> <p>Immunizations? (Month: <input type="text"/> <input type="text"/>)</p>	<p>DIARRHEA..... <input type="text"/> <input type="text"/> <input type="text"/></p> <p>IMMUNIZATIONS..... <input type="text"/> <input type="text"/> <input type="text"/></p>																
248	<p>How many women were seen at this facility during the last calendar month for: (IF NOT AVAILABLE FOR LAST CALENDAR MONTH, RECORD LATEST MONTHLY FIGURE AND NOTE NEXT TO QUESTION MONTH FOR WHICH FIGURE IS GIVEN. IF NO INFORMATION, RECORD 995. IF NUMBER GREATER THAN 996, ENTER 996.)</p> <p>Prenatal care? (Month: <input type="text"/> <input type="text"/>)</p> <p>Assistance at delivery? (Month: <input type="text"/> <input type="text"/>)</p>	<p>PRENATAL CARE..... <input type="text"/> <input type="text"/> <input type="text"/></p> <p>ASSIST AT DEL..... <input type="text"/> <input type="text"/> <input type="text"/></p>																

OBSERVATIONS

THANK THE RESPONDENT(S) FOR PARTICIPATING IN THE SURVEY. FILL IN THE APPROPRIATE RESPONSES IN QUESTIONS 249-251. BE SURE TO REVIEW THE QUESTIONNAIRE FOR COMPLETENESS BEFORE LEAVING THE FACILITY.

249

DEGREE OF COOPERATION.

POOR.....1
FAIR.....2
GOOD.....3
VERY GOOD.....4

250

INTERVIEWER'S COMMENTS:

251

OFFICE EDITOR'S COMMENTS:

SERVICE FACILITY SCHEDULE

FACILITY IDENTIFICATION	
GOVERNORATE	<input type="text"/> <input type="text"/>
PSU/SEGMENT NO.1	<input type="text"/> <input type="text"/> <input type="text"/> <input type="text"/> <input type="text"/> <input type="text"/>
PSU/SEGMENT NO.2	<input type="text"/> <input type="text"/> <input type="text"/> <input type="text"/> <input type="text"/> <input type="text"/>
TYPE OF FACILITY	GOV. HOSPITAL.....2 GOV. MCH CENTER.....3 GOV. FP CLINIC.....4 PRV. VOL. FP CLINIC.5 PHARMACY.....6
FACILITY IDENTIFICATION NUMBER.....	<input type="text"/> <input type="text"/> <input type="text"/> <input type="text"/>
CLOSE/WITHIN SEGMENT 1	YES1 NO.....2
CLOSE/WITHIN SEGMENT 2	YES1 NO.....2

301 OBTAIN INFORMATION ON THE NEAREST GOVERNMENT MATERNAL AND CHILD HEALTH CENTER WITHIN THE VILLAGE OR LESS THAN 30 KILOMETERS AWAY. NOTE THE NAME OF THE MCH CENTER, ITS LOCATION, THE PSUS SERVED AND THE NAME(S) OF RESPONDENTS PROVIDING INFORMATION ON THE FACILITY BELOW. THEN ASK QUESTIONS 302-348 AS APPROPRIATE.

TYPE OF FACILITY: GOVERNMENT MCH CENTER

NAME: _____

LOCATION: _____

PSUS SERVED: _____

RESPONDENT NAME: _____

POSITION: _____

DATE: _____

NO.	QUESTIONS AND FILTERS	CODING CATEGORIES	SKIP TO		
302	DISTANCE IN KILOMETERS FROM VILLAGE (PSU) (IF LESS THAN 1 KM, ENTER 00. IF WITHIN THE VILLAGE, ENTER 97.)	<table border="1"> <tr> <td style="width: 20px; height: 20px;"></td> <td style="width: 20px; height: 20px;"></td> </tr> </table>			
303	THE MOST COMMON TYPE OF TRANSPORT USED TO TRAVEL TO FACILITY.	MOTOR.....1 WALKING.....2 OTHER _____ 3 (SPECIFY)			
304	TRAVEL TIME IN MINUTES FROM VILLAGE TO FACILITY (IF LOCATED IN VILLAGE, RECORD 77).	<table border="1"> <tr> <td style="width: 20px; height: 20px;"></td> <td style="width: 20px; height: 20px;"></td> </tr> </table>			

NO.	QUESTIONS AND FILTERS	CODING CATEGORIES	SKIP TO																		
305	NUMBER OF OTHER GOVERNMENT MCH CENTERS WITHIN 30 MINUTES TRAVEL TIME FROM VILLAGE, USING THE MOST COMMON FORM OF TRANSPORT. (IF GREATER THAN 10, ENTER 11).	<input type="text"/> <input type="text"/>																			
306	Are any of the following types of services available at the facility: family planning services? other MCH services? laboratory? dispensary? other medical services? _____ (SPECIFY)	<table border="0"> <thead> <tr> <th></th> <th>YES</th> <th>NO</th> </tr> </thead> <tbody> <tr> <td>FAMILY PLANNING.....</td> <td>1</td> <td>2</td> </tr> <tr> <td>OTHER MCH.....</td> <td>1</td> <td>2</td> </tr> <tr> <td>LABORATORY.....</td> <td>1</td> <td>2</td> </tr> <tr> <td>DISPENSARY.....</td> <td>1</td> <td>2</td> </tr> <tr> <td>OTHER.....</td> <td>1</td> <td>2</td> </tr> </tbody> </table>		YES	NO	FAMILY PLANNING.....	1	2	OTHER MCH.....	1	2	LABORATORY.....	1	2	DISPENSARY.....	1	2	OTHER.....	1	2	
	YES	NO																			
FAMILY PLANNING.....	1	2																			
OTHER MCH.....	1	2																			
LABORATORY.....	1	2																			
DISPENSARY.....	1	2																			
OTHER.....	1	2																			

307 CHECK 306 AND MARK AT THE TOP OF THE COLUMNS BELOW WHETHER THE SERVICE IS PROVIDED AT THE FACILITY. IF THE SERVICE IS PROVIDED, ASK QUESTIONS 308-318. COMPLETE ALL OF THE QUESTIONS FOR ONE TYPE OF SERVICE BEFORE GOING ON TO THE QUESTIONS FOR ANOTHER TYPE OF SERVICE.

	ALL SERVICES	FAMILY PLANNING SERVICES	MCH SERVICES
	YES <input type="checkbox"/>	YES <input type="checkbox"/> NO <input type="checkbox"/>	YES <input type="checkbox"/> NO <input type="checkbox"/>
	↓	↓	↓
308 How many years has _____ (TYPE OF SERVICE) been available at this facility? (IF LESS THAN 1 YEAR, ENTER 00).	<input type="text"/> <input type="text"/>	<input type="text"/> <input type="text"/>	<input type="text"/> <input type="text"/>
309 How many doctors are involved in providing _____ (TYPE OF SERVICE) at this facility on a regular basis? (INCLUDE FULLTIME AND PARTIME STAFF)	<input type="text"/> <input type="text"/>	<input type="text"/> <input type="text"/>	<input type="text"/> <input type="text"/>

	ALL SERVICES	FAMILY PLANNING SERVICES	MCH SERVICES
	YES <input type="checkbox"/>	YES <input type="checkbox"/> NO <input type="checkbox"/>	YES <input type="checkbox"/> NO <input type="checkbox"/>
309A How many doctors involved in providing _____ at this facility are male and how many are female? (TYPE OF SERVICE) (INCLUDE FULLTIME AND PARTIME STAFF)	MALE.... <input type="text"/> <input type="text"/> FEMALE.. <input type="text"/> <input type="text"/>	MALE.... <input type="text"/> <input type="text"/> FEMALE.. <input type="text"/> <input type="text"/>	MALE.... <input type="text"/> <input type="text"/> FEMALE.. <input type="text"/> <input type="text"/>
310 How many nurses are involved in providing _____ at this facility on a regular basis? (TYPE OF SERVICE) (INCLUDE FULLTIME AND PARTIME STAFF)	<input type="text"/> <input type="text"/>	<input type="text"/> <input type="text"/>	<input type="text"/> <input type="text"/>
311 How many other medical staff are involved in providing _____ at this facility on a regular basis? (TYPE OF SERVICE) (INCLUDE FULLTIME AND PARTIME STAFF)	<input type="text"/> <input type="text"/>	<input type="text"/> <input type="text"/>	<input type="text"/> <input type="text"/>
312 How many other nonmedical staff are involved in providing _____ at this facility on a regular basis? (TYPE OF SERVICE) (INCLUDE FULLTIME AND PARTIME STAFF)	<input type="text"/> <input type="text"/>	<input type="text"/> <input type="text"/>	<input type="text"/> <input type="text"/>
313 On each day of the week, how many hours does this facility normally provide _____ ? (TYPE OF SERVICE) (IF LESS THAN 1 HOUR, ENTER 00. IF SERVICE NOT PROVIDED ON THE DAY, ENTER 77).	SATURDAY.... <input type="text"/> <input type="text"/> SUNDAY..... <input type="text"/> <input type="text"/> MONDAY..... <input type="text"/> <input type="text"/> TUESDAY.... <input type="text"/> <input type="text"/> WEDNESDAY... <input type="text"/> <input type="text"/> THURSDAY.... <input type="text"/> <input type="text"/> FRIDAY..... <input type="text"/> <input type="text"/>	SATURDAY.... <input type="text"/> <input type="text"/> SUNDAY..... <input type="text"/> <input type="text"/> MONDAY..... <input type="text"/> <input type="text"/> TUESDAY.... <input type="text"/> <input type="text"/> WEDNESDAY... <input type="text"/> <input type="text"/> THURSDAY.... <input type="text"/> <input type="text"/> FRIDAY..... <input type="text"/> <input type="text"/>	SATURDAY.... <input type="text"/> <input type="text"/> SUNDAY..... <input type="text"/> <input type="text"/> MONDAY..... <input type="text"/> <input type="text"/> TUESDAY.... <input type="text"/> <input type="text"/> WEDNESDAY... <input type="text"/> <input type="text"/> THURSDAY.... <input type="text"/> <input type="text"/> FRIDAY..... <input type="text"/> <input type="text"/>

	ALL SERVICES	FAMILY PLANNING SERVICES	MCH SERVICES
	YES <input type="checkbox"/>	YES <input type="checkbox"/> NO <input type="checkbox"/>	YES <input type="checkbox"/> NO <input type="checkbox"/>
	↓	↓	↓
314 On each day of the week, during how many of the normal working hours is a doctor available to provide _____ ? (TYPE OF SERVICE) (IF LESS THAN 1 HOUR, ENTER 00. IF SERVICE NOT PROVIDED ON THE DAY, ENTER 77).	SATURDAY.... <input type="text"/> <input type="text"/> SUNDAY..... <input type="text"/> <input type="text"/> MONDAY..... <input type="text"/> <input type="text"/> TUESDAY..... <input type="text"/> <input type="text"/> WEDNESDAY... <input type="text"/> <input type="text"/> THURSDAY.... <input type="text"/> <input type="text"/> FRIDAY..... <input type="text"/> <input type="text"/>	SATURDAY.... <input type="text"/> <input type="text"/> SUNDAY..... <input type="text"/> <input type="text"/> MONDAY..... <input type="text"/> <input type="text"/> TUESDAY..... <input type="text"/> <input type="text"/> WEDNESDAY... <input type="text"/> <input type="text"/> THURSDAY.... <input type="text"/> <input type="text"/> FRIDAY..... <input type="text"/> <input type="text"/>	SATURDAY.... <input type="text"/> <input type="text"/> SUNDAY..... <input type="text"/> <input type="text"/> MONDAY..... <input type="text"/> <input type="text"/> TUESDAY..... <input type="text"/> <input type="text"/> WEDNESDAY... <input type="text"/> <input type="text"/> THURSDAY.... <input type="text"/> <input type="text"/> FRIDAY..... <input type="text"/> <input type="text"/>
315 On each day of the week, during how many of the normal working hours is a nurse available to provide _____ ? (TYPE OF SERVICE) (IF LESS THAN 1 HOUR, ENTER 00. IF SERVICE NOT PROVIDED ON THE DAY, ENTER 77).	SATURDAY.... <input type="text"/> <input type="text"/> SUNDAY..... <input type="text"/> <input type="text"/> MONDAY..... <input type="text"/> <input type="text"/> TUESDAY..... <input type="text"/> <input type="text"/> WEDNESDAY... <input type="text"/> <input type="text"/> THURSDAY.... <input type="text"/> <input type="text"/> FRIDAY..... <input type="text"/> <input type="text"/>	SATURDAY.... <input type="text"/> <input type="text"/> SUNDAY..... <input type="text"/> <input type="text"/> MONDAY..... <input type="text"/> <input type="text"/> TUESDAY..... <input type="text"/> <input type="text"/> WEDNESDAY... <input type="text"/> <input type="text"/> THURSDAY.... <input type="text"/> <input type="text"/> FRIDAY..... <input type="text"/> <input type="text"/>	SATURDAY.... <input type="text"/> <input type="text"/> SUNDAY..... <input type="text"/> <input type="text"/> MONDAY..... <input type="text"/> <input type="text"/> TUESDAY..... <input type="text"/> <input type="text"/> WEDNESDAY... <input type="text"/> <input type="text"/> THURSDAY.... <input type="text"/> <input type="text"/> FRIDAY..... <input type="text"/> <input type="text"/>
316 Outside of the normal working hours is the facility open to provide _____ either to the general public or on a private fee basis? (TYPE OF SERVICE)	YES.....1 NO.....2 (SKIP TO 308 <) FOR FAMILY PLANNING SERVICES)	YES.....1 NO.....2 (SKIP TO 308 <) FOR MCH SERVICES)	YES.....1 NO.....2 (SKIP TO 319) <)

	ALL SERVICES	FAMILY PLANNING SERVICES	MCH SERVICES
	YES <input type="checkbox"/>	YES <input type="checkbox"/> NO <input type="checkbox"/>	YES <input type="checkbox"/> NO <input type="checkbox"/>
	V	V	V
317 On each day of the week, how many hours outside of the normal working hours does the facility provide _____ to the general public? (TYPE OF SERVICE) (IF LESS THAN 1 HOUR, ENTER 00. IF SERVICE NOT PROVIDED ON THE DAY, ENTER 77).	SATURDAY.... <input type="text"/>	SATURDAY.... <input type="text"/>	SATURDAY.... <input type="text"/>
	SUNDAY..... <input type="text"/>	SUNDAY..... <input type="text"/>	SUNDAY..... <input type="text"/>
	MONDAY..... <input type="text"/>	MONDAY..... <input type="text"/>	MONDAY..... <input type="text"/>
	TUESDAY..... <input type="text"/>	TUESDAY..... <input type="text"/>	TUESDAY..... <input type="text"/>
	WEDNESDAY... <input type="text"/>	WEDNESDAY... <input type="text"/>	WEDNESDAY... <input type="text"/>
	THURSDAY.... <input type="text"/>	THURSDAY.... <input type="text"/>	THURSDAY.... <input type="text"/>
	FRIDAY..... <input type="text"/>	FRIDAY..... <input type="text"/>	FRIDAY..... <input type="text"/>
318 On each day of the week, how many hours outside of the normal working hours does the facility provide _____ on a private (fee) basis? (TYPE OF SERVICE) (IF LESS THAN 1 HOUR, ENTER 00. IF SERVICE NOT PROVIDED ON THE DAY, ENTER 77).	SATURDAY.... <input type="text"/>	SATURDAY.... <input type="text"/>	SATURDAY.... <input type="text"/>
	SUNDAY..... <input type="text"/>	SUNDAY..... <input type="text"/>	SUNDAY..... <input type="text"/>
	MONDAY..... <input type="text"/>	MONDAY..... <input type="text"/>	MONDAY..... <input type="text"/>
	TUESDAY..... <input type="text"/>	TUESDAY..... <input type="text"/>	TUESDAY..... <input type="text"/>
	WEDNESDAY... <input type="text"/>	WEDNESDAY... <input type="text"/>	WEDNESDAY... <input type="text"/>
	THURSDAY.... <input type="text"/>	THURSDAY.... <input type="text"/>	THURSDAY.... <input type="text"/>
	FRIDAY..... <input type="text"/>	FRIDAY..... <input type="text"/>	FRIDAY..... <input type="text"/>
	(GO TO 308 FOR FAMILY PLANNING SERVICES)	(GO TO 308 FOR MCH SERVICES)	

NO.	QUESTIONS AND FILTERS	CODING CATEGORIES	SKIP TO
319	CHECK 306: FAMILY PLANNING PROVIDED <input type="checkbox"/> NO FAMILY PLANNING <input type="checkbox"/>		
	V		>332
320	How many of the staff at this facility have attended any training course in family planning in the last year? (IF NONE, RECORD 00 AND SKIP TO 322).	NUMBER WITH FP TRAINING.. <input type="text"/> IF NONE —>322	

NO.	QUESTIONS AND FILTERS	CODING CATEGORIES	SKIP TO																		
321	How many of the staff at this facility have attended a training course in IUD insertion in the past year? (IF NONE, RECORD 00).	NUMBER TRAINED IN IUD INSERTION..... <input type="text"/> <input type="text"/>																			
322	Does the staff at this facility regularly hold meetings or give lectures or presentations on family planning for clients or community residents?	YES.....1 NO.....2	→324																		
323	How many meetings or lectures or presentations on family planning have taken place in the last month? (IF NONE, RECORD 00).	NUMBER IN LAST MONTH.... <input type="text"/> <input type="text"/>																			
324	Has the facility participated in any special family planning campaigns?	YES.....1 NO.....2	→326																		
325	When did the last family planning campaign in which the facility participated take place?	MONTH..... <input type="text"/> <input type="text"/> YEAR..... <input type="text"/> <input type="text"/>																			
326	Are there any IE&C materials on family planning available at the facility?	YES.....1 NO.....2	→328																		
327	Are any of the following types of family planning IE&C materials available at the facility: posters? pamphlets for literate audience? pamphlets for illiterate audience? films? other material? _____ (SPECIFY)	<table border="0"> <thead> <tr> <th></th> <th>YES</th> <th>NO</th> </tr> </thead> <tbody> <tr> <td>POSTERS.....</td> <td>1</td> <td>2</td> </tr> <tr> <td>PAMPHLETS FOR LIT AUDNCE...1</td> <td>2</td> <td></td> </tr> <tr> <td>PAMPHLETS FOR ILL AUDNCE...1</td> <td>2</td> <td></td> </tr> <tr> <td>FILMS.....</td> <td>1</td> <td>2</td> </tr> <tr> <td>OTHER.....</td> <td>1</td> <td>2</td> </tr> </tbody> </table>		YES	NO	POSTERS.....	1	2	PAMPHLETS FOR LIT AUDNCE...1	2		PAMPHLETS FOR ILL AUDNCE...1	2		FILMS.....	1	2	OTHER.....	1	2	
	YES	NO																			
POSTERS.....	1	2																			
PAMPHLETS FOR LIT AUDNCE...1	2																				
PAMPHLETS FOR ILL AUDNCE...1	2																				
FILMS.....	1	2																			
OTHER.....	1	2																			

NO.	QUESTIONS AND FILTERS	CODING CATEGORIES	SKIP TO																														
328	<p>Are supplies of any of the following brands of the pill available at this facility:</p> <p>Microvlar 30? Anovlar 1? Primovlar? Norminest? Nordette? Ovral? Ovulen 1? Gynovlar? Other? _____ (SPECIFY)</p>	<table border="0"> <thead> <tr> <th></th> <th>YES</th> <th>NO</th> </tr> </thead> <tbody> <tr> <td>MICROVLAR 30.....</td> <td>1</td> <td>2</td> </tr> <tr> <td>ANOVLAR 1.....</td> <td>1</td> <td>2</td> </tr> <tr> <td>PRIMOVLAR.....</td> <td>1</td> <td>2</td> </tr> <tr> <td>NORMINEST.....</td> <td>1</td> <td>2</td> </tr> <tr> <td>NORDETTE.....</td> <td>1</td> <td>2</td> </tr> <tr> <td>OVRAL.....</td> <td>1</td> <td>2</td> </tr> <tr> <td>OVULEN 1.....</td> <td>1</td> <td>2</td> </tr> <tr> <td>GYNOVLAR.....</td> <td>1</td> <td>2</td> </tr> <tr> <td>OTHER.....</td> <td>1</td> <td>2</td> </tr> </tbody> </table>		YES	NO	MICROVLAR 30.....	1	2	ANOVLAR 1.....	1	2	PRIMOVLAR.....	1	2	NORMINEST.....	1	2	NORDETTE.....	1	2	OVRAL.....	1	2	OVULEN 1.....	1	2	GYNOVLAR.....	1	2	OTHER.....	1	2	
	YES	NO																															
MICROVLAR 30.....	1	2																															
ANOVLAR 1.....	1	2																															
PRIMOVLAR.....	1	2																															
NORMINEST.....	1	2																															
NORDETTE.....	1	2																															
OVRAL.....	1	2																															
OVULEN 1.....	1	2																															
GYNOVLAR.....	1	2																															
OTHER.....	1	2																															
329	<p>Are supplies of any of the following other family planning methods available at this facility:</p> <p>IUD? Condom? Foaming tablets, foam, jelly or diaphragm? Other? _____ (SPECIFY)</p>	<table border="0"> <thead> <tr> <th></th> <th>YES</th> <th>NO</th> </tr> </thead> <tbody> <tr> <td>IUD.....</td> <td>1</td> <td>2</td> </tr> <tr> <td>CONDOM.....</td> <td>1</td> <td>2</td> </tr> <tr> <td>FOAMING TABLETS, ETC.....</td> <td>1</td> <td>2</td> </tr> <tr> <td>OTHER.....</td> <td>1</td> <td>2</td> </tr> </tbody> </table>		YES	NO	IUD.....	1	2	CONDOM.....	1	2	FOAMING TABLETS, ETC.....	1	2	OTHER.....	1	2																
	YES	NO																															
IUD.....	1	2																															
CONDOM.....	1	2																															
FOAMING TABLETS, ETC.....	1	2																															
OTHER.....	1	2																															
330	<p>Are IUDs regularly inserted at this facility, either as a service to the general public or on a private fee basis?</p>	<table border="0"> <tbody> <tr> <td>YES.....</td> <td>1</td> <td></td> </tr> <tr> <td>NO.....</td> <td>2</td> <td></td> </tr> </tbody> </table>	YES.....	1		NO.....	2		→333																								
YES.....	1																																
NO.....	2																																
331	<p>How many doctors insert IUDs on a regular basis? IF ANY: How many of the doctors who insert IUDs are male and how many are female? (INCLUDE FULLTIME AND PARTIME STAFF).</p>	<table border="0"> <tbody> <tr> <td>MALES.....</td> <td><table border="1" data-bbox="1321 989 1393 1041"> <tr><td> </td><td> </td></tr> <tr><td> </td><td> </td></tr> </table></td> </tr> <tr> <td>FEMALES.....</td> <td><table border="1" data-bbox="1321 1041 1393 1094"> <tr><td> </td><td> </td></tr> <tr><td> </td><td> </td></tr> </table></td> </tr> </tbody> </table>	MALES.....	<table border="1" data-bbox="1321 989 1393 1041"> <tr><td> </td><td> </td></tr> <tr><td> </td><td> </td></tr> </table>					FEMALES.....	<table border="1" data-bbox="1321 1041 1393 1094"> <tr><td> </td><td> </td></tr> <tr><td> </td><td> </td></tr> </table>																							
MALES.....	<table border="1" data-bbox="1321 989 1393 1041"> <tr><td> </td><td> </td></tr> <tr><td> </td><td> </td></tr> </table>																																
FEMALES.....	<table border="1" data-bbox="1321 1041 1393 1094"> <tr><td> </td><td> </td></tr> <tr><td> </td><td> </td></tr> </table>																																

332	<p>During each day of the week, for how many hours are staff at the facility available to perform IUD insertions as a service to the general public or on a private fee basis?</p> <p>(IF LESS THAN ONE HOUR, ENTER 00. IF SERVICE NOT PROVIDED, ENTER 97.)</p>	<p>SATURDAY..... <input style="width: 40px;" type="text"/></p> <p>SUNDAY..... <input style="width: 40px;" type="text"/></p> <p>MONDAY..... <input style="width: 40px;" type="text"/></p> <p>TUESDAY..... <input style="width: 40px;" type="text"/></p> <p>WEDNESDAY..... <input style="width: 40px;" type="text"/></p> <p>THURSDAY..... <input style="width: 40px;" type="text"/></p> <p>FRIDAY..... <input style="width: 40px;" type="text"/></p>	
-----	---	--	--

333	<p>How many new family planning acceptors were seen at the facility in the last calendar month? (IF NOT AVAILABLE FOR LAST CALENDAR MONTH, RECORD LATEST MONTHLY FIGURE AND NOTE NEXT TO QUESTION MONTH FOR WHICH FIGURE IS GIVEN. IF NO INFORMATION, RECORD 995).</p> <p>New pill acceptors? (Month: <input style="width: 40px;" type="text"/>)</p> <p>New IUD acceptors? (Month: <input style="width: 40px;" type="text"/>)</p> <p>New acceptors of other methods?</p> <p>_____ (Month: <input style="width: 40px;" type="text"/>) (METHOD)</p> <p>_____ (Month: <input style="width: 40px;" type="text"/>) (METHOD)</p> <p>_____ (Month: <input style="width: 40px;" type="text"/>) (METHOD)</p> <p>_____ (Month: <input style="width: 40px;" type="text"/>) (METHOD)</p>	<p>PILL..... <input style="width: 60px;" type="text"/></p> <p>IUD..... <input style="width: 60px;" type="text"/></p> <p>OTHER..... <input style="width: 60px;" type="text"/></p> <p>OTHER..... <input style="width: 60px;" type="text"/></p> <p>OTHER..... <input style="width: 60px;" type="text"/></p> <p>OTHER..... <input style="width: 60px;" type="text"/></p>	
-----	--	--	--

NO.	QUESTIONS AND FILTERS	CODING CATEGORIES	SKIP TO															
334	<p>How many continuing family planning users were seen at the facility in the last calendar month? (IF NOT AVAILABLE FOR LAST CALENDAR MONTH, RECORD LATEST MONTHLY FIGURE AND NOTE NEXT TO QUESTION MONTH FOR WHICH FIGURE IS GIVEN. IF NO INFORMATION, RECORD 995).</p> <p>Pill users? (Month: <input type="text"/> <input type="text"/>)</p> <p>IUD users? (Month: <input type="text"/> <input type="text"/>)</p> <p>Users of other methods (<u> </u>)? (Month: <input type="text"/> <input type="text"/>) (SPECIFY)</p>	<p>PILL..... <input type="text"/> <input type="text"/> <input type="text"/></p> <p>IUD..... <input type="text"/> <input type="text"/> <input type="text"/></p> <p>OTHER..... <input type="text"/> <input type="text"/> <input type="text"/></p>																
335	<p>CHECK 306:</p> <p>MCH SERVICES PROVIDED <input type="checkbox"/></p> <p>NO MCH SERVICES PROVIDED <input type="checkbox"/></p>		→349															
336	<p>How many of the staff at this facility have had special training related to one of the following in the past month? (IF NONE, RECORD 00.)</p> <p>Diagnosis/treatment of childhood diarrhea?</p> <p>Immunizations for children?</p> <p>Diagnosis/treatment of other childhood illness?</p> <p>Maternity care for women?</p>	<p>DIARRHEA..... <input type="text"/> <input type="text"/></p> <p>IMMUNIZATION..... <input type="text"/> <input type="text"/></p> <p>OTH ILLNESSES..... <input type="text"/> <input type="text"/></p> <p>MATERNITY CARE..... <input type="text"/> <input type="text"/></p>																
337	<p>Has the staff at this facility held meetings or given lectures or presentations to patients or community residents during the past month on:</p> <p>ORT?</p> <p>Childhood immunization?</p> <p>Maternity care?</p> <p>Other MCH topics? <u> </u> (SPECIFY)</p>	<table border="0"> <thead> <tr> <th></th> <th>YES</th> <th>NO</th> </tr> </thead> <tbody> <tr> <td>ORT.....</td> <td>1</td> <td>2</td> </tr> <tr> <td>IMMUNIZATION.....</td> <td>1</td> <td>2</td> </tr> <tr> <td>MATERNITY CARE.....</td> <td>1</td> <td>2</td> </tr> <tr> <td>OTHER.....</td> <td>1</td> <td>2</td> </tr> </tbody> </table>		YES	NO	ORT.....	1	2	IMMUNIZATION.....	1	2	MATERNITY CARE.....	1	2	OTHER.....	1	2	
	YES	NO																
ORT.....	1	2																
IMMUNIZATION.....	1	2																
MATERNITY CARE.....	1	2																
OTHER.....	1	2																

NO.	QUESTIONS AND FILTERS	CODING CATEGORIES	SKIP TO															
338	Has the facility participated in any special campaign to promote ORT use?	YES.....1 NO.....2	→340															
339	When did the last ORT campaign in which the facility participated take place?	MONTH..... <table border="1" data-bbox="1182 342 1255 436"><tr><td></td><td></td></tr><tr><td></td><td></td></tr></table> YEAR.....																
340	Has the facility participated in any special campaign to promote immunizations of children?	YES.....1 NO.....2	→342															
341	When did the last immunization campaign in which the facility participated take place?	MONTH..... <table border="1" data-bbox="1182 604 1255 699"><tr><td></td><td></td></tr><tr><td></td><td></td></tr></table> YEAR.....																
342	Are there any IE&C materials on ORT available at the facility?	YES.....01 NO.....02	→344															
343	Are any of the following types of ORT IE&C materials available at the facility: posters? pamphlets for literate audience? pamphlets for illiterate audience? any other materials? _____ (SPECIFY)	<table border="1"> <thead> <tr> <th></th> <th>YES</th> <th>NO</th> </tr> </thead> <tbody> <tr> <td>POSTERS.....</td> <td>1</td> <td>2</td> </tr> <tr> <td>PAMPHLETS FOR LIT AUDNCE...1</td> <td>1</td> <td>2</td> </tr> <tr> <td>PAMPHLETS FOR ILL AUDNCE...1</td> <td>1</td> <td>2</td> </tr> <tr> <td>OTHER.....</td> <td>1</td> <td>2</td> </tr> </tbody> </table>		YES	NO	POSTERS.....	1	2	PAMPHLETS FOR LIT AUDNCE...1	1	2	PAMPHLETS FOR ILL AUDNCE...1	1	2	OTHER.....	1	2	
	YES	NO																
POSTERS.....	1	2																
PAMPHLETS FOR LIT AUDNCE...1	1	2																
PAMPHLETS FOR ILL AUDNCE...1	1	2																
OTHER.....	1	2																
344	Are there any IE&C materials on immunization available at the facility?	YES.....01 NO.....02	→346															

NO.	QUESTIONS AND FILTERS	CODING CATEGORIES	SKIP TO															
345	Are any of the following types of immunization IE&C materials available at the facility: posters? pamphlets for literate audience? pamphlets for illiterate audience? any other materials? _____ (SPECIFY)	<table border="0"> <thead> <tr> <th></th> <th>YES</th> <th>NO</th> </tr> </thead> <tbody> <tr> <td>POSTERS.....</td> <td>1</td> <td>2</td> </tr> <tr> <td>PAMPHLETS FOR LIT AUDNCE...</td> <td>1</td> <td>2</td> </tr> <tr> <td>PAMPHLETS FOR ILL AUDNCE...</td> <td>1</td> <td>2</td> </tr> <tr> <td>OTHER.....</td> <td>1</td> <td>2</td> </tr> </tbody> </table>		YES	NO	POSTERS.....	1	2	PAMPHLETS FOR LIT AUDNCE...	1	2	PAMPHLETS FOR ILL AUDNCE...	1	2	OTHER.....	1	2	
	YES	NO																
POSTERS.....	1	2																
PAMPHLETS FOR LIT AUDNCE...	1	2																
PAMPHLETS FOR ILL AUDNCE...	1	2																
OTHER.....	1	2																
346	Are supplies of any of the following available at this facility: ORS packets? Vaccines? Antibiotics? Other medicines? _____ (SPECIFY)	<table border="0"> <thead> <tr> <th></th> <th>YES</th> <th>NO</th> </tr> </thead> <tbody> <tr> <td>ORS PACKETS.....</td> <td>1</td> <td>2</td> </tr> <tr> <td>VACCINES.....</td> <td>1</td> <td>2</td> </tr> <tr> <td>ANTIBIOTICS.....</td> <td>1</td> <td>2</td> </tr> <tr> <td>OTHER.....</td> <td>1</td> <td>2</td> </tr> </tbody> </table>		YES	NO	ORS PACKETS.....	1	2	VACCINES.....	1	2	ANTIBIOTICS.....	1	2	OTHER.....	1	2	
	YES	NO																
ORS PACKETS.....	1	2																
VACCINES.....	1	2																
ANTIBIOTICS.....	1	2																
OTHER.....	1	2																
347	How many children under age 5 were seen at this facility during the last calendar month for: (IF NOT AVAILABLE FOR LAST CALENDAR MONTH, RECORD LATEST MONTHLY FIGURE AND NOTE NEXT TO QUESTION MONTH FOR WHICH FIGURE IS GIVEN. IF NO INFORMATION, RECORD 995. IF NUMBER GREATER THAN 996, ENTER 996.) Treatment of diarrhea? (Month: <input type="text"/> <input type="text"/>) Immunizations? (Month: <input type="text"/> <input type="text"/>)	DIARRHEA..... <input type="text"/> <input type="text"/> <input type="text"/> IMMUNIZATIONS..... <input type="text"/> <input type="text"/> <input type="text"/>																
348	How many women were seen at this facility during the last calendar month for: (IF NOT AVAILABLE FOR LAST CALENDAR MONTH, RECORD LATEST MONTHLY FIGURE AND NOTE NEXT TO QUESTION MONTH FOR WHICH FIGURE IS GIVEN. IF NO INFORMATION, RECORD 995. IF NUMBER GREATER THAN 996, ENTER 996.) Prenatal care? (Month: <input type="text"/> <input type="text"/>) Assistance at delivery? (Month: <input type="text"/> <input type="text"/>)	PRENATAL CARE..... <input type="text"/> <input type="text"/> <input type="text"/> ASSIST AT DEL..... <input type="text"/> <input type="text"/> <input type="text"/>																

OBSERVATIONS

THANK THE RESPONDENT(S) FOR PARTICIPATING IN THE SURVEY. FILL IN THE APPROPRIATE RESPONSES IN QUESTIONS 349-351. BE SURE TO REVIEW THE QUESTIONNAIRE FOR COMPLETENESS BEFORE LEAVING THE FACILITY.

349 DEGREE OF COOPERATION.

POOR.....1
FAIR.....2
GOOD.....3
VERY GOOD.....4

350 INTERVIEWER'S COMMENTS:

351 OFFICE EDITOR'S COMMENTS:

SERVICE FACILITY SCHEDULE

FACILITY IDENTIFICATION	
GOVERNORATE	<input type="text"/>
PSU/SEGMENT NO.1	<input type="text"/>
PSU/SEGMENT NO.2	<input type="text"/>
TYPE OF FACILITY	GOV. HOSPITAL.....2 GOV. MCH CENTER.....3 GOV. FP CLINIC.....4 PRV. VOL. FP CLINIC.5 PHARMACY.....6
FACILITY IDENTIFICATION NUMBER.....	<input type="text"/>
CLOSE/WITHIN SEGMENT 1	YES1 NO.....2
CLOSE/WITHIN SEGMENT 2	YES1 NO.....2

401 OBTAIN INFORMATION ON THE NEAREST GOVERNMENT FAMILY PLANNING CLINIC WITHIN THE VILLAGE OR LESS THAN 30 KILOMETERS AWAY. NOTE THE NAME OF THE FP CLINIC, ITS LOCATION, THE PSUS SERVED AND THE NAME(S) OF RESPONDENTS PROVIDING INFORMATION ON THE FACILITY BELOW. THEN ASK QUESTIONS 402-448 AS APPROPRIATE.

TYPE OF FACILITY: GOVERNMENT FP CLINIC

NAME: _____

LOCATION: _____

PSUS SERVED: _____

RESPONDENT NAME: _____

POSITION: _____

DATE: _____

NO.	QUESTIONS AND FILTERS	CODING CATEGORIES	SKIP TO		
402	DISTANCE IN KILOMETERS FROM VILLAGE (PSU) (IF LESS THAN 1 KM, ENTER 00. IF WITHIN THE VILLAGE, ENTER 97.)	<table border="1"> <tr> <td style="width: 20px; height: 20px;"></td> <td style="width: 20px; height: 20px;"></td> </tr> </table>			
403	THE MOST COMMON TYPE OF TRANSPORT USED TO TRAVEL TO FACILITY.	MOTOR.....1 WALKING.....2 OTHER _____ 3 (SPECIFY)			
404	TRAVEL TIME IN MINUTES FROM VILLAGE TO FACILITY (IF LOCATED IN VILLAGE, RECORD 77).	<table border="1"> <tr> <td style="width: 20px; height: 20px;"></td> <td style="width: 20px; height: 20px;"></td> </tr> </table>			

NO.	QUESTIONS AND FILTERS	CODING CATEGORIES	SKIP TO																		
405	NUMBER OF OTHER GOVERNMENT MCH CENTERS WITHIN 30 MINUTES TRAVEL TIME FROM VILLAGE, USING THE MOST COMMON FORM OF TRANSPORT. (IF GREATER THAN 10, ENTER 11).	<div style="border: 1px solid black; width: 40px; height: 20px; margin: 0 auto;"></div>																			
406	Are any of the following types of services available at the facility: family planning services? other MCH services? laboratory? dispensary? other medical services? _____ (SPECIFY)	<table style="width: 100%; border-collapse: collapse;"> <thead> <tr> <th style="width: 80%;"></th> <th style="width: 10%; text-align: center;">YES</th> <th style="width: 10%; text-align: center;">NO</th> </tr> </thead> <tbody> <tr> <td>FAMILY PLANNING.....</td> <td style="text-align: center;">1</td> <td style="text-align: center;">2</td> </tr> <tr> <td>OTHER MCH.....</td> <td style="text-align: center;">1</td> <td style="text-align: center;">2</td> </tr> <tr> <td>LABORATORY.....</td> <td style="text-align: center;">1</td> <td style="text-align: center;">2</td> </tr> <tr> <td>DISPENSARY.....</td> <td style="text-align: center;">1</td> <td style="text-align: center;">2</td> </tr> <tr> <td>OTHER.....</td> <td style="text-align: center;">1</td> <td style="text-align: center;">2</td> </tr> </tbody> </table>		YES	NO	FAMILY PLANNING.....	1	2	OTHER MCH.....	1	2	LABORATORY.....	1	2	DISPENSARY.....	1	2	OTHER.....	1	2	
	YES	NO																			
FAMILY PLANNING.....	1	2																			
OTHER MCH.....	1	2																			
LABORATORY.....	1	2																			
DISPENSARY.....	1	2																			
OTHER.....	1	2																			

407 CHECK 406 AND MARK AT THE TOP OF THE COLUMNS BELOW WHETHER THE SERVICE IS PROVIDED AT THE FACILITY. IF THE SERVICE IS PROVIDED, ASK QUESTIONS 408-418. COMPLETE ALL OF THE QUESTIONS FOR ONE TYPE OF SERVICE BEFORE GOING ON TO THE QUESTIONS FOR ANOTHER TYPE OF SERVICE.

	ALL SERVICES	FAMILY PLANNING SERVICES	MCH SERVICES
	YES <input type="checkbox"/> ↓	YES <input type="checkbox"/> NO <input type="checkbox"/> ↓	YES <input type="checkbox"/> NO <input type="checkbox"/> ↓
408 How many years has _____ (TYPE OF SERVICE) been available at this facility? (IF LESS THAN 1 YEAR, ENTER 00).	<div style="border: 1px solid black; width: 40px; height: 20px; margin: 0 auto;"></div>	<div style="border: 1px solid black; width: 40px; height: 20px; margin: 0 auto;"></div>	<div style="border: 1px solid black; width: 40px; height: 20px; margin: 0 auto;"></div> (GO TO 419)
409 How many doctors are involved in providing _____ (TYPE OF SERVICE) at this facility on a regular basis? (INCLUDE FULLTIME AND PARTIME STAFF)	<div style="border: 1px solid black; width: 40px; height: 20px; margin: 0 auto;"></div>	<div style="border: 1px solid black; width: 40px; height: 20px; margin: 0 auto;"></div>	<div style="border: 1px solid black; width: 40px; height: 20px; margin: 0 auto;"></div>

	ALL SERVICES	FAMILY PLANNING SERVICES	MCH SERVICES
	YES <input type="checkbox"/>	YES <input type="checkbox"/> NO <input type="checkbox"/>	YES <input type="checkbox"/> NO <input type="checkbox"/>
409A How many doctors involved in providing _____ at this facility are male and how many are female? (INCLUDE FULLTIME AND PARTIME STAFF) (TYPE OF SERVICE)	MALE.... <input type="text"/> FEMALE.. <input type="text"/>	MALE.... <input type="text"/> FEMALE.. <input type="text"/>	MALE.... <input type="text"/> FEMALE.. <input type="text"/>
410 How many nurses are involved in providing _____ at this facility on a regular basis? (INCLUDE FULLTIME AND PARTIME STAFF) (TYPE OF SERVICE)	<input type="text"/>	<input type="text"/>	<input type="text"/>
411 How many other medical staff are involved in providing _____ at this facility on a regular basis? (INCLUDE FULLTIME AND PARTIME STAFF) (TYPE OF SERVICE)	<input type="text"/>	<input type="text"/>	<input type="text"/>
412 How many other nonmedical staff are involved in providing _____ at this facility on a regular basis? (INCLUDE FULLTIME AND PARTIME STAFF) (TYPE OF SERVICE)	<input type="text"/>	<input type="text"/>	<input type="text"/>
413 On each day of the week, how many hours does this facility normally provide _____ ? (IF LESS THAN 1 HOUR, ENTER 00. IF SERVICE NOT PROVIDED ON THE DAY, ENTER 77). (TYPE OF SERVICE)	SATURDAY.... <input type="text"/> SUNDAY..... <input type="text"/> MONDAY..... <input type="text"/> TUESDAY.... <input type="text"/> WEDNESDAY... <input type="text"/> THURSDAY.... <input type="text"/> FRIDAY..... <input type="text"/>	SATURDAY.... <input type="text"/> SUNDAY..... <input type="text"/> MONDAY..... <input type="text"/> TUESDAY.... <input type="text"/> WEDNESDAY... <input type="text"/> THURSDAY.... <input type="text"/> FRIDAY..... <input type="text"/>	SATURDAY.... <input type="text"/> SUNDAY..... <input type="text"/> MONDAY..... <input type="text"/> TUESDAY.... <input type="text"/> WEDNESDAY... <input type="text"/> THURSDAY.... <input type="text"/> FRIDAY..... <input type="text"/>

	ALL SERVICES	FAMILY PLANNING SERVICES	MCH SERVICES
	YES <input type="checkbox"/>	YES <input type="checkbox"/> NO <input type="checkbox"/>	YES <input type="checkbox"/> NO <input type="checkbox"/>
	↓	↓	↓
414 On each day of the week, during how many of the normal working hours is a doctor available to provide _____ ? (TYPE OF SERVICE) (IF LESS THAN 1 HOUR, ENTER 00. IF SERVICE NOT PROVIDED ON THE DAY, ENTER 77).	SATURDAY.... <input type="text"/> <input type="text"/> SUNDAY..... <input type="text"/> <input type="text"/> MONDAY..... <input type="text"/> <input type="text"/> TUESDAY..... <input type="text"/> <input type="text"/> WEDNESDAY... <input type="text"/> <input type="text"/> THURSDAY.... <input type="text"/> <input type="text"/> FRIDAY..... <input type="text"/> <input type="text"/>	SATURDAY.... <input type="text"/> <input type="text"/> SUNDAY..... <input type="text"/> <input type="text"/> MONDAY..... <input type="text"/> <input type="text"/> TUESDAY..... <input type="text"/> <input type="text"/> WEDNESDAY... <input type="text"/> <input type="text"/> THURSDAY.... <input type="text"/> <input type="text"/> FRIDAY..... <input type="text"/> <input type="text"/>	SATURDAY.... <input type="text"/> <input type="text"/> SUNDAY..... <input type="text"/> <input type="text"/> MONDAY..... <input type="text"/> <input type="text"/> TUESDAY..... <input type="text"/> <input type="text"/> WEDNESDAY... <input type="text"/> <input type="text"/> THURSDAY.... <input type="text"/> <input type="text"/> FRIDAY..... <input type="text"/> <input type="text"/>
415 On each day of the week, during how many of the normal working hours is a nurse available to provide _____ ? (TYPE OF SERVICE) (IF LESS THAN 1 HOUR, ENTER 00. IF SERVICE NOT PROVIDED ON THE DAY, ENTER 77).	SATURDAY.... <input type="text"/> <input type="text"/> SUNDAY..... <input type="text"/> <input type="text"/> MONDAY..... <input type="text"/> <input type="text"/> TUESDAY..... <input type="text"/> <input type="text"/> WEDNESDAY... <input type="text"/> <input type="text"/> THURSDAY.... <input type="text"/> <input type="text"/> FRIDAY..... <input type="text"/> <input type="text"/>	SATURDAY.... <input type="text"/> <input type="text"/> SUNDAY..... <input type="text"/> <input type="text"/> MONDAY..... <input type="text"/> <input type="text"/> TUESDAY..... <input type="text"/> <input type="text"/> WEDNESDAY... <input type="text"/> <input type="text"/> THURSDAY.... <input type="text"/> <input type="text"/> FRIDAY..... <input type="text"/> <input type="text"/>	SATURDAY.... <input type="text"/> <input type="text"/> SUNDAY..... <input type="text"/> <input type="text"/> MONDAY..... <input type="text"/> <input type="text"/> TUESDAY..... <input type="text"/> <input type="text"/> WEDNESDAY... <input type="text"/> <input type="text"/> THURSDAY.... <input type="text"/> <input type="text"/> FRIDAY..... <input type="text"/> <input type="text"/>
416 Outside of the normal working hours is the facility open to provide _____ either to the general public or on a private fee basis? (TYPE OF SERVICE)	YES.....1 NO.....2 } (SKIP TO 408 <) FOR FAMILY PLANNING SERVICES)	YES.....1 NO.....2 } (SKIP TO 408 <) FOR MCH SERVICES)	YES.....1 NO.....2 } (SKIP TO 419) <)

	ALL SERVICES	FAMILY PLANNING SERVICES	MCH SERVICES
	YES <input type="checkbox"/>	YES <input type="checkbox"/> NO <input type="checkbox"/>	YES <input type="checkbox"/> NO <input type="checkbox"/>
417 On each day of the week, how many hours outside of the normal working hours does the facility provide to the general public? (TYPE OF SERVICE) (IF LESS THAN 1 HOUR, ENTER 00. IF SERVICE NOT PROVIDED ON THE DAY, ENTER 77).	SATURDAY.... <input type="text"/> <input type="text"/> SUNDAY..... <input type="text"/> <input type="text"/> MONDAY..... <input type="text"/> <input type="text"/> TUESDAY..... <input type="text"/> <input type="text"/> WEDNESDAY... <input type="text"/> <input type="text"/> THURSDAY.... <input type="text"/> <input type="text"/> FRIDAY..... <input type="text"/> <input type="text"/>	SATURDAY.... <input type="text"/> <input type="text"/> SUNDAY..... <input type="text"/> <input type="text"/> MONDAY..... <input type="text"/> <input type="text"/> TUESDAY..... <input type="text"/> <input type="text"/> WEDNESDAY... <input type="text"/> <input type="text"/> THURSDAY.... <input type="text"/> <input type="text"/> FRIDAY..... <input type="text"/> <input type="text"/>	SATURDAY.... <input type="text"/> <input type="text"/> SUNDAY..... <input type="text"/> <input type="text"/> MONDAY..... <input type="text"/> <input type="text"/> TUESDAY..... <input type="text"/> <input type="text"/> WEDNESDAY... <input type="text"/> <input type="text"/> THURSDAY.... <input type="text"/> <input type="text"/> FRIDAY..... <input type="text"/> <input type="text"/>

418 On each day of the week, how many hours outside of the normal working hours does the facility provide on a private (fee) basis? (TYPE OF SERVICE) (IF LESS THAN 1 HOUR, ENTER 00. IF SERVICE NOT PROVIDED ON THE DAY, ENTER 77).	SATURDAY.... <input type="text"/> <input type="text"/> SUNDAY..... <input type="text"/> <input type="text"/> MONDAY..... <input type="text"/> <input type="text"/> TUESDAY..... <input type="text"/> <input type="text"/> WEDNESDAY... <input type="text"/> <input type="text"/> THURSDAY.... <input type="text"/> <input type="text"/> FRIDAY..... <input type="text"/> <input type="text"/> (GO TO 308 FOR FAMILY PLANNING SERVICES)	SATURDAY.... <input type="text"/> <input type="text"/> SUNDAY..... <input type="text"/> <input type="text"/> MONDAY..... <input type="text"/> <input type="text"/> TUESDAY..... <input type="text"/> <input type="text"/> WEDNESDAY... <input type="text"/> <input type="text"/> THURSDAY.... <input type="text"/> <input type="text"/> FRIDAY..... <input type="text"/> <input type="text"/> (GO TO 308 FOR FAMILY PLANNING SERVICES)	SATURDAY.... <input type="text"/> <input type="text"/> SUNDAY..... <input type="text"/> <input type="text"/> MONDAY..... <input type="text"/> <input type="text"/> TUESDAY..... <input type="text"/> <input type="text"/> WEDNESDAY... <input type="text"/> <input type="text"/> THURSDAY.... <input type="text"/> <input type="text"/> FRIDAY..... <input type="text"/> <input type="text"/> (GO TO 308 FOR MCH SERVICES)
---	---	---	---

NO.	QUESTIONS AND FILTERS	CODING CATEGORIES	SKIP TO
419	CHECK 406: FAMILY PLANNING PROVIDED <input type="checkbox"/> NO FAMILY PLANNING <input type="checkbox"/>		
420	How many of the staff at this facility have attended any training course in family planning in the last year? (IF NONE, RECORD 00 AND SKIP TO 422).	NUMBER WITH FP TRAINING.. <input type="text"/> <input type="text"/> IF NONE	432 422

NO.	QUESTIONS AND FILTERS	CODING CATEGORIES	SKIP TO																		
421	How many of the staff at this facility have attended a training course in IUD insertion in the past year? (IF NONE, RECORD 00).	NUMBER TRAINED IN IUD INSERTION..... <input type="text"/> <input type="text"/>																			
422	Does the staff at this facility regularly hold meetings or give lectures or presentations on family planning for clients or community residents?	YES.....1 NO.....2	→424																		
423	How many meetings or lectures or presentations on family planning have taken place in the last month? (IF NONE, RECORD 00).	NUMBER IN LAST MONTH.... <input type="text"/> <input type="text"/>																			
424	Has the facility participated in any special family planning campaigns?	YES.....1 NO.....2	→426																		
425	When did the last family planning campaign in which the facility participated take place?	MONTH..... <input type="text"/> <input type="text"/> YEAR..... <input type="text"/> <input type="text"/>																			
426	Are there any IE&C materials on family planning available at the facility?	YES.....1 NO.....2	→428																		
427	Are any of the following types of family planning IE&C materials available at the facility:	<table border="0"> <thead> <tr> <th></th> <th>YES</th> <th>NO</th> </tr> </thead> <tbody> <tr> <td>posters?</td> <td>1</td> <td>2</td> </tr> <tr> <td>pamphlets for literate audience?</td> <td>1</td> <td>2</td> </tr> <tr> <td>pamphlets for illiterate audience?</td> <td>1</td> <td>2</td> </tr> <tr> <td>films?</td> <td>1</td> <td>2</td> </tr> <tr> <td>other material? _____</td> <td>1</td> <td>2</td> </tr> </tbody> </table>		YES	NO	posters?	1	2	pamphlets for literate audience?	1	2	pamphlets for illiterate audience?	1	2	films?	1	2	other material? _____	1	2	
	YES	NO																			
posters?	1	2																			
pamphlets for literate audience?	1	2																			
pamphlets for illiterate audience?	1	2																			
films?	1	2																			
other material? _____	1	2																			
	(SPECIFY)																				

NO.	QUESTIONS AND FILTERS	CODING CATEGORIES	SKIP TC																														
428	<p>Are supplies of any of the following brands of the pill available at this facility:</p> <p>Microvlar 30? Anovlar 1? Primovlar? Norminest? Nordette? Ovral? Ovulen 1? Gynovlar? Other? _____ (SPECIFY)</p>	<table border="0"> <thead> <tr> <th></th> <th>YES</th> <th>NO</th> </tr> </thead> <tbody> <tr> <td>MICROVLAR 30.....</td> <td>1</td> <td>2</td> </tr> <tr> <td>ANOVLAR 1.....</td> <td>1</td> <td>2</td> </tr> <tr> <td>PRIMOVLAR.....</td> <td>1</td> <td>2</td> </tr> <tr> <td>NORMINEST.....</td> <td>1</td> <td>2</td> </tr> <tr> <td>NORDETTE.....</td> <td>1</td> <td>2</td> </tr> <tr> <td>OVRAL.....</td> <td>1</td> <td>2</td> </tr> <tr> <td>OVULEN 1.....</td> <td>1</td> <td>2</td> </tr> <tr> <td>GYNOVLAR.....</td> <td>1</td> <td>2</td> </tr> <tr> <td>OTHER.....</td> <td>1</td> <td>2</td> </tr> </tbody> </table>		YES	NO	MICROVLAR 30.....	1	2	ANOVLAR 1.....	1	2	PRIMOVLAR.....	1	2	NORMINEST.....	1	2	NORDETTE.....	1	2	OVRAL.....	1	2	OVULEN 1.....	1	2	GYNOVLAR.....	1	2	OTHER.....	1	2	
	YES	NO																															
MICROVLAR 30.....	1	2																															
ANOVLAR 1.....	1	2																															
PRIMOVLAR.....	1	2																															
NORMINEST.....	1	2																															
NORDETTE.....	1	2																															
OVRAL.....	1	2																															
OVULEN 1.....	1	2																															
GYNOVLAR.....	1	2																															
OTHER.....	1	2																															
429	<p>Are supplies of any of the following other family planning methods available at this facility:</p> <p>IUD? Condom? Foaming tablets, foam, jelly or diaphragm? Other? _____ (SPECIFY)</p>	<table border="0"> <thead> <tr> <th></th> <th>YES</th> <th>NO</th> </tr> </thead> <tbody> <tr> <td>IUD.....</td> <td>1</td> <td>2</td> </tr> <tr> <td>CONDOM.....</td> <td>1</td> <td>2</td> </tr> <tr> <td>FOAMING TABLETS, ETC.....</td> <td>1</td> <td>2</td> </tr> <tr> <td>OTHER.....</td> <td>1</td> <td>2</td> </tr> </tbody> </table>		YES	NO	IUD.....	1	2	CONDOM.....	1	2	FOAMING TABLETS, ETC.....	1	2	OTHER.....	1	2																
	YES	NO																															
IUD.....	1	2																															
CONDOM.....	1	2																															
FOAMING TABLETS, ETC.....	1	2																															
OTHER.....	1	2																															
430	<p>Are IUDs regularly inserted at this facility, either as a service to the general public or on a private fee basis?</p>	<table border="0"> <tbody> <tr> <td>YES.....</td> <td>1</td> </tr> <tr> <td>NO.....</td> <td>2</td> </tr> </tbody> </table>	YES.....	1	NO.....	2	→433																										
YES.....	1																																
NO.....	2																																
431	<p>How many doctors insert IUDs on a regular basis? IF ANY: How many of the doctors who insert IUDs are male and how many are female? (INCLUDE FULLTIME AND PARTIME STAFF).</p>	<table border="0"> <tbody> <tr> <td>MALES.....</td> <td><table border="1" data-bbox="1263 978 1338 1031"><tr><td></td><td></td></tr></table></td> </tr> <tr> <td>FEMALES.....</td> <td><table border="1" data-bbox="1263 1031 1338 1073"><tr><td></td><td></td></tr></table></td> </tr> </tbody> </table>	MALES.....	<table border="1" data-bbox="1263 978 1338 1031"><tr><td></td><td></td></tr></table>			FEMALES.....	<table border="1" data-bbox="1263 1031 1338 1073"><tr><td></td><td></td></tr></table>																									
MALES.....	<table border="1" data-bbox="1263 978 1338 1031"><tr><td></td><td></td></tr></table>																																
FEMALES.....	<table border="1" data-bbox="1263 1031 1338 1073"><tr><td></td><td></td></tr></table>																																

432 During each day of the week, for how many hours are staff at the facility available to perform IUD insertions as a service to the general public or on a private fee basis?

(IF LESS THAN ONE HOUR, ENTER 00. IF SERVICE NOT PROVIDED, ENTER 97.)

SATURDAY.....

SUNDAY.....

MONDAY.....

TUESDAY.....

WEDNESDAY.....

THURSDAY.....

FRIDAY.....

433 How many new family planning acceptors were seen at the facility in the last calendar month?
(IF NOT AVAILABLE FOR LAST CALENDAR MONTH, RECORD LATEST MONTHLY FIGURE AND NOTE NEXT TO QUESTION MONTH FOR WHICH FIGURE IS GIVEN. IF NO INFORMATION, RECORD 995).

New pill acceptors? (Month:)

New IUD acceptors? (Month:)

New acceptors of other methods?
_____ (Month:)
(METHOD)

_____ (Month:)
(METHOD)

_____ (Month:)
(METHOD)

_____ (Month:)
(METHOD)

PILL.....

IUD.....

OTHER.....

OTHER.....

OTHER.....

OTHER.....

NO.	QUESTIONS AND FILTERS	CODING CATEGORIES	SKIP TO															
434	<p>How many continuing family planning users were seen at the facility in the last calendar month? (IF NOT AVAILABLE FOR LAST CALENDAR MONTH, RECORD LATEST MONTHLY FIGURE AND NOTE NEXT TO QUESTION MONTH FOR WHICH FIGURE IS GIVEN. IF NO INFORMATION, RECORD 995).</p> <p>Pill users? (Month: <input type="text"/> <input type="text"/>)</p> <p>IUD users? (Month: <input type="text"/> <input type="text"/>)</p> <p>Users of other methods (_____)? (Month: <input type="text"/> <input type="text"/>) (SPECIFY)</p>	<p>PILL..... <input type="text"/> <input type="text"/> <input type="text"/></p> <p>IUD..... <input type="text"/> <input type="text"/> <input type="text"/></p> <p>OTHER..... <input type="text"/> <input type="text"/> <input type="text"/></p>																
435	<p>CHECK 406:</p> <p>MCH SERVICES PROVIDED <input type="checkbox"/></p> <p>NO MCH SERVICES PROVIDED <input type="checkbox"/></p>		>449															
436	<p>How many of the staff at this facility have had special training related to one of the following in the past month? (IF NONE, RECORD 00.)</p> <p>Diagnosis/treatment of childhood diarrhea?</p> <p>Immunizations for children?</p> <p>Diagnosis/treatment of other childhood illness?</p> <p>Maternity care for women?</p>	<p>DIARRHEA..... <input type="text"/> <input type="text"/></p> <p>IMMUNIZATION..... <input type="text"/> <input type="text"/></p> <p>OTH ILLNESSES..... <input type="text"/> <input type="text"/></p> <p>MATERNITY CARE..... <input type="text"/> <input type="text"/></p>																
437	<p>Has the staff at this facility held meetings or given lectures or presentations to patients or community residents during the past month on:</p> <p>ORT?</p> <p>Childhood immunization?</p> <p>Maternity care?</p> <p>Other MCH topics? _____ (SPECIFY)</p>	<table border="0"> <thead> <tr> <th></th> <th>YES</th> <th>NO</th> </tr> </thead> <tbody> <tr> <td>ORT.....</td> <td>1</td> <td>2</td> </tr> <tr> <td>IMMUNIZATION.....</td> <td>1</td> <td>2</td> </tr> <tr> <td>MATERNITY CARE.....</td> <td>1</td> <td>2</td> </tr> <tr> <td>OTHER.....</td> <td>1</td> <td>2</td> </tr> </tbody> </table>		YES	NO	ORT.....	1	2	IMMUNIZATION.....	1	2	MATERNITY CARE.....	1	2	OTHER.....	1	2	
	YES	NO																
ORT.....	1	2																
IMMUNIZATION.....	1	2																
MATERNITY CARE.....	1	2																
OTHER.....	1	2																

NO.	QUESTIONS AND FILTERS	CODING CATEGORIES	SKIP TC															
438	Has the facility participated in any special campaign to promote ORT use?	YES.....1 NO.....2	→440															
439	When did the last ORT campaign in which the facility participated take place?	MONTH..... YEAR.....	<table border="1"><tr><td></td><td></td></tr><tr><td></td><td></td></tr></table>															
440	Has the facility participated in any special campaign to promote immunizations of children?	YES.....1 NO.....2	→442															
441	When did the last immunization campaign in which the facility participated take place?	MONTH..... YEAR.....	<table border="1"><tr><td></td><td></td></tr><tr><td></td><td></td></tr></table>															
442	Are there any IE&C materials on ORT available at the facility?	YES.....01 NO.....02	→444															
443	Are any of the following types of ORT IE&C materials available at the facility: posters? pamphlets for literate audience? pamphlets for illiterate audience? any other materials? _____ (SPECIFY)	<table border="0"> <thead> <tr> <th></th> <th>YES</th> <th>NO</th> </tr> </thead> <tbody> <tr> <td>POSTERS.....</td> <td>1</td> <td>2</td> </tr> <tr> <td>PAMPHLETS FOR LIT AUDNCE...1</td> <td>2</td> <td></td> </tr> <tr> <td>PAMPHLETS FOR ILL AUDNCE...1</td> <td>2</td> <td></td> </tr> <tr> <td>OTHER.....</td> <td>1</td> <td>2</td> </tr> </tbody> </table>		YES	NO	POSTERS.....	1	2	PAMPHLETS FOR LIT AUDNCE...1	2		PAMPHLETS FOR ILL AUDNCE...1	2		OTHER.....	1	2	
	YES	NO																
POSTERS.....	1	2																
PAMPHLETS FOR LIT AUDNCE...1	2																	
PAMPHLETS FOR ILL AUDNCE...1	2																	
OTHER.....	1	2																
444	Are there any IE&C materials on immunization available at the facility?	YES.....01 NO.....02	→446															

NO.	QUESTIONS AND FILTERS	CODING CATEGORIES	SKIP TO															
445	<p>Are any of the following types of immunization IE&C materials available at the facility:</p> <p>posters? pamphlets for literate audience? pamphlets for illiterate audience? any other materials? _____ (SPECIFY)</p>	<table border="0"> <thead> <tr> <th></th> <th>YES</th> <th>NO</th> </tr> </thead> <tbody> <tr> <td>POSTERS.....</td> <td>1</td> <td>2</td> </tr> <tr> <td>PAMPHLETS FOR LIT AUDNCE...1</td> <td>2</td> <td></td> </tr> <tr> <td>PAMPHLETS FOR ILL AUDNCE...1</td> <td>2</td> <td></td> </tr> <tr> <td>OTHER.....</td> <td>1</td> <td>2</td> </tr> </tbody> </table>		YES	NO	POSTERS.....	1	2	PAMPHLETS FOR LIT AUDNCE...1	2		PAMPHLETS FOR ILL AUDNCE...1	2		OTHER.....	1	2	
	YES	NO																
POSTERS.....	1	2																
PAMPHLETS FOR LIT AUDNCE...1	2																	
PAMPHLETS FOR ILL AUDNCE...1	2																	
OTHER.....	1	2																
446	<p>Are supplies of any of the following available at this facility:</p> <p>ORS packets? Vaccines? Antibiotics? Other medicines? _____ (SPECIFY)</p>	<table border="0"> <thead> <tr> <th></th> <th>YES</th> <th>NO</th> </tr> </thead> <tbody> <tr> <td>ORS PACKETS.....</td> <td>1</td> <td>2</td> </tr> <tr> <td>VACCINES.....</td> <td>1</td> <td>2</td> </tr> <tr> <td>ANTIBIOTICS.....</td> <td>1</td> <td>2</td> </tr> <tr> <td>OTHER.....</td> <td>1</td> <td>2</td> </tr> </tbody> </table>		YES	NO	ORS PACKETS.....	1	2	VACCINES.....	1	2	ANTIBIOTICS.....	1	2	OTHER.....	1	2	
	YES	NO																
ORS PACKETS.....	1	2																
VACCINES.....	1	2																
ANTIBIOTICS.....	1	2																
OTHER.....	1	2																
447	<p>How many children under age 5 were seen at this facility during the last calendar month for: (IF NOT AVAILABLE FOR LAST CALENDAR MONTH, RECORD LATEST MONTHLY FIGURE AND NOTE NEXT TO QUESTION MONTH FOR WHICH FIGURE IS GIVEN. IF NO INFORMATION, RECORD 995. IF NUMBER GREATER THAN 996, ENTER 996.)</p> <p>Treatment of diarrhea? (Month: <input type="text"/> <input type="text"/>)</p> <p>Immunizations? (Month: <input type="text"/> <input type="text"/>)</p>	<p>DIARRHEA..... <input type="text"/> <input type="text"/> <input type="text"/></p> <p>IMMUNIZATIONS..... <input type="text"/> <input type="text"/> <input type="text"/></p>																
448	<p>How many women were seen at this facility during the last calendar month for: (IF NOT AVAILABLE FOR LAST CALENDAR MONTH, RECORD LATEST MONTHLY FIGURE AND NOTE NEXT TO QUESTION MONTH FOR WHICH FIGURE IS GIVEN. IF NO INFORMATION, RECORD 995. IF NUMBER GREATER THAN 996, ENTER 996.)</p> <p>Prenatal care? (Month: <input type="text"/> <input type="text"/>)</p> <p>Assistance at delivery? (Month: <input type="text"/> <input type="text"/>)</p>	<p>PRENATAL CARE..... <input type="text"/> <input type="text"/> <input type="text"/></p> <p>ASSIST AT DEL..... <input type="text"/> <input type="text"/> <input type="text"/></p>																

OBSERVATIONS

THANK THE RESPONDENT(S) FOR PARTICIPATING IN THE SURVEY. FILL IN THE APPROPRIATE RESPONSES IN QUESTIONS 449-451. BE SURE TO REVIEW THE QUESTIONNAIRE FOR COMPLETENESS BEFORE LEAVING THE FACILITY.

449

DEGREE OF COOPERATION.

POOR.....1
FAIR.....2
GOOD.....3
VERY GOOD.....4

450

INTERVIEWER'S COMMENTS:

451

OFFICE EDITOR'S COMMENTS:

SERVICE FACILITY SCHEDULE

FACILITY IDENTIFICATION	
GOVERNORATE	<input type="text"/> <input type="text"/>
PSU/SEGMENT NO.1	<input type="text"/> <input type="text"/> <input type="text"/> <input type="text"/> <input type="text"/> <input type="text"/>
PSU/SEGMENT NO.2	<input type="text"/> <input type="text"/> <input type="text"/> <input type="text"/> <input type="text"/> <input type="text"/>
TYPE OF FACILITY	GOV. HOSPITAL.....2 GOV. MCH CENTER.....3 GOV. FP CLINIC.....4 PRV. VOL. FP CLINIC.5 PHARMACY.....6
FACILITY IDENTIFICATION NUMBER.....	<input type="text"/> <input type="text"/> <input type="text"/> <input type="text"/>
CLOSE/WITHIN SEGMENT 1	YES1 NO.....2
CLOSE/WITHIN SEGMENT 2	YES1 NO.....2

501 OBTAIN INFORMATION ON THE NEAREST PRIVATE VOLUNTARY FAMILY PLANNING CLINIC WITHIN THE VILLAGE OR LESS THAN 30 KILOMETERS AWAY. NOTE THE NAME OF THE FP CLINIC, ITS LOCATION, THE PSUS SERVED AND THE NAME(S) OF RESPONDENTS PROVIDING INFORMATION ON THE FACILITY BELOW. THEN ASK QUESTIONS 502-548 AS APPROPRIATE.

TYPE OF FACILITY: PRIVATE VOLUNTARY FP CLC NAME: _____

LOCATION: _____

PSUS SERVED: _____

RESPONDENT NAME: _____

POSITION: _____

DATE: _____

NO.	QUESTIONS AND FILTERS	CODING CATEGORIES	SKIP TO		
502	DISTANCE IN KILOMETERS FROM VILLAGE (PSU) (IF LESS THAN 1 KM, ENTER 00. IF WITHIN THE VILLAGE, ENTER 97.)	<table border="1"> <tr> <td style="width: 20px; height: 20px;"></td> <td style="width: 20px; height: 20px;"></td> </tr> </table>			
503	THE MOST COMMON TYPE OF TRANSPORT USED TO TRAVEL TO FACILITY.	MOTOR.....1 WALKING.....2 OTHER _____ 3 (SPECIFY)			
504	TRAVEL TIME IN MINUTES FROM VILLAGE TO FACILITY (IF LOCATED IN VILLAGE, RECORD 77).	<table border="1"> <tr> <td style="width: 20px; height: 20px;"></td> <td style="width: 20px; height: 20px;"></td> </tr> </table>			

NO.	QUESTIONS AND FILTERS	CODING CATEGORIES	SKIP TO																		
505	NUMBER OF OTHER GOVERNMENT MCH CENTERS WITHIN 30 MINUTES TRAVEL TIME FROM VILLAGE, USING THE MOST COMMON FORM OF TRANSPORT. (IF GREATER THAN 10, ENTER 11).	<input style="width: 30px; height: 20px; border: 1px solid black;" type="text"/>																			
506	Are any of the following types of services available at the facility: family planning services? other MCH services? laboratory? dispensary? other medical services? _____ (SPECIFY)	<table style="width: 100%; border-collapse: collapse;"> <thead> <tr> <th style="width: 80%;"></th> <th style="width: 10%; text-align: center;">YES</th> <th style="width: 10%; text-align: center;">NO</th> </tr> </thead> <tbody> <tr> <td>FAMILY PLANNING.....</td> <td style="text-align: center;">1</td> <td style="text-align: center;">2</td> </tr> <tr> <td>OTHER MCH.....</td> <td style="text-align: center;">1</td> <td style="text-align: center;">2</td> </tr> <tr> <td>LABORATORY.....</td> <td style="text-align: center;">1</td> <td style="text-align: center;">2</td> </tr> <tr> <td>DISPENSARY.....</td> <td style="text-align: center;">1</td> <td style="text-align: center;">2</td> </tr> <tr> <td>OTHER.....</td> <td style="text-align: center;">1</td> <td style="text-align: center;">2</td> </tr> </tbody> </table>		YES	NO	FAMILY PLANNING.....	1	2	OTHER MCH.....	1	2	LABORATORY.....	1	2	DISPENSARY.....	1	2	OTHER.....	1	2	
	YES	NO																			
FAMILY PLANNING.....	1	2																			
OTHER MCH.....	1	2																			
LABORATORY.....	1	2																			
DISPENSARY.....	1	2																			
OTHER.....	1	2																			

507 CHECK 506 AND MARK AT THE TOP OF THE COLUMNS BELOW WHETHER THE SERVICE IS PROVIDED AT THE FACILITY. IF THE SERVICE IS PROVIDED, ASK QUESTIONS 508-518. COMPLETE ALL OF THE QUESTIONS FOR ONE TYPE OF SERVICE BEFORE GOING ON TO THE QUESTIONS FOR ANOTHER TYPE OF SERVICE.

	ALL SERVICES	FAMILY PLANNING SERVICES	MCH SERVICES
	YES <input type="checkbox"/>	YES <input type="checkbox"/> NO <input type="checkbox"/>	YES <input type="checkbox"/> NO <input type="checkbox"/>
	↓	↓	↓
508 How many years has _____ (TYPE OF SERVICE) been available at this facility? (IF LESS THAN 1 YEAR, ENTER 00).	<input style="width: 30px; height: 20px; border: 1px solid black;" type="text"/>	<input style="width: 30px; height: 20px; border: 1px solid black;" type="text"/>	<input style="width: 30px; height: 20px; border: 1px solid black;" type="text"/> (GO TO 519)
509 How many doctors are involved in providing _____ (TYPE OF SERVICE) at this facility on a regular basis? (INCLUDE FULLTIME AND PARTIME STAFF)	<input style="width: 30px; height: 20px; border: 1px solid black;" type="text"/>	<input style="width: 30px; height: 20px; border: 1px solid black;" type="text"/>	<input style="width: 30px; height: 20px; border: 1px solid black;" type="text"/>

	ALL SERVICES	FAMILY PLANNING SERVICES	MCH SERVICES
	YES <input type="checkbox"/>	YES <input type="checkbox"/> NO <input type="checkbox"/>	YES <input type="checkbox"/> NO <input type="checkbox"/>
509A How many doctors involved in providing _____ at this facility are male and how many are female? (INCLUDE FULLTIME AND PARTIME STAFF) (TYPE OF SERVICE)	MALE.... <input type="text"/> <input type="text"/> FEMALE.. <input type="text"/> <input type="text"/>	MALE.... <input type="text"/> <input type="text"/> FEMALE.. <input type="text"/> <input type="text"/>	MALE.... <input type="text"/> <input type="text"/> FEMALE.. <input type="text"/> <input type="text"/>
510 How many nurses are involved in providing _____ at this facility on a regular basis? (INCLUDE FULLTIME AND PARTIME STAFF) (TYPE OF SERVICE)	<input type="text"/> <input type="text"/>	<input type="text"/> <input type="text"/>	<input type="text"/> <input type="text"/>
511 How many other medical staff are involved in providing _____ at this facility on a regular basis? (INCLUDE FULLTIME AND PARTIME STAFF) (TYPE OF SERVICE)	<input type="text"/> <input type="text"/>	<input type="text"/> <input type="text"/>	<input type="text"/> <input type="text"/>
512 How many other nonmedical staff are involved in providing _____ at this facility on a regular basis? (INCLUDE FULLTIME AND PARTIME STAFF) (TYPE OF SERVICE)	<input type="text"/> <input type="text"/>	<input type="text"/> <input type="text"/>	<input type="text"/> <input type="text"/>
513 On each day of the week, how many hours does this facility normally provide _____ ? (IF LESS THAN 1 HOUR, ENTER 00. IF SERVICE NOT PROVIDED ON THE DAY, ENTER 77). (TYPE OF SERVICE)	SATURDAY.... <input type="text"/> <input type="text"/> SUNDAY..... <input type="text"/> <input type="text"/> MONDAY..... <input type="text"/> <input type="text"/> TUESDAY.... <input type="text"/> <input type="text"/> WEDNESDAY... <input type="text"/> <input type="text"/> THURSDAY.... <input type="text"/> <input type="text"/> FRIDAY..... <input type="text"/> <input type="text"/>	SATURDAY.... <input type="text"/> <input type="text"/> SUNDAY..... <input type="text"/> <input type="text"/> MONDAY..... <input type="text"/> <input type="text"/> TUESDAY.... <input type="text"/> <input type="text"/> WEDNESDAY... <input type="text"/> <input type="text"/> THURSDAY.... <input type="text"/> <input type="text"/> FRIDAY..... <input type="text"/> <input type="text"/>	SATURDAY.... <input type="text"/> <input type="text"/> SUNDAY..... <input type="text"/> <input type="text"/> MONDAY..... <input type="text"/> <input type="text"/> TUESDAY.... <input type="text"/> <input type="text"/> WEDNESDAY... <input type="text"/> <input type="text"/> THURSDAY.... <input type="text"/> <input type="text"/> FRIDAY..... <input type="text"/> <input type="text"/>

	ALL SERVICES	FAMILY PLANNING SERVICES	MCH SERVICES
	YES <input type="checkbox"/>	YES <input type="checkbox"/> NO <input type="checkbox"/>	YES <input type="checkbox"/> NO <input type="checkbox"/>
	v	v	v
514 On each day of the week, during how many of the normal working hours is a doctor available to provide _____ ? (TYPE OF SERVICE) (IF LESS THAN 1 HOUR, ENTER 00. IF SERVICE NOT PROVIDED ON THE DAY, ENTER 77).	SATURDAY.... <input type="text"/> <input type="text"/> SUNDAY..... <input type="text"/> <input type="text"/> MONDAY..... <input type="text"/> <input type="text"/> TUESDAY..... <input type="text"/> <input type="text"/> WEDNESDAY... <input type="text"/> <input type="text"/> THURSDAY.... <input type="text"/> <input type="text"/> FRIDAY..... <input type="text"/> <input type="text"/>	SATURDAY.... <input type="text"/> <input type="text"/> SUNDAY..... <input type="text"/> <input type="text"/> MONDAY..... <input type="text"/> <input type="text"/> TUESDAY..... <input type="text"/> <input type="text"/> WEDNESDAY... <input type="text"/> <input type="text"/> THURSDAY.... <input type="text"/> <input type="text"/> FRIDAY..... <input type="text"/> <input type="text"/>	SATURDAY.... <input type="text"/> <input type="text"/> SUNDAY..... <input type="text"/> <input type="text"/> MONDAY..... <input type="text"/> <input type="text"/> TUESDAY..... <input type="text"/> <input type="text"/> WEDNESDAY... <input type="text"/> <input type="text"/> THURSDAY.... <input type="text"/> <input type="text"/> FRIDAY..... <input type="text"/> <input type="text"/>
515 On each day of the week, during how many of the normal working hours is a nurse available to provide _____ ? (TYPE OF SERVICE) (IF LESS THAN 1 HOUR, ENTER 00. IF SERVICE NOT PROVIDED ON THE DAY, ENTER 77).	SATURDAY.... <input type="text"/> <input type="text"/> SUNDAY..... <input type="text"/> <input type="text"/> MONDAY..... <input type="text"/> <input type="text"/> TUESDAY..... <input type="text"/> <input type="text"/> WEDNESDAY... <input type="text"/> <input type="text"/> THURSDAY.... <input type="text"/> <input type="text"/> FRIDAY..... <input type="text"/> <input type="text"/>	SATURDAY.... <input type="text"/> <input type="text"/> SUNDAY..... <input type="text"/> <input type="text"/> MONDAY..... <input type="text"/> <input type="text"/> TUESDAY..... <input type="text"/> <input type="text"/> WEDNESDAY... <input type="text"/> <input type="text"/> THURSDAY.... <input type="text"/> <input type="text"/> FRIDAY..... <input type="text"/> <input type="text"/>	SATURDAY.... <input type="text"/> <input type="text"/> SUNDAY..... <input type="text"/> <input type="text"/> MONDAY..... <input type="text"/> <input type="text"/> TUESDAY..... <input type="text"/> <input type="text"/> WEDNESDAY... <input type="text"/> <input type="text"/> THURSDAY.... <input type="text"/> <input type="text"/> FRIDAY..... <input type="text"/> <input type="text"/>
516 Outside of the normal working hours is the facility open to provide _____ either to the general public or on a private fee basis? (TYPE OF SERVICE)	YES.....1 NO.....2 (SKIP TO 508 <) FOR FAMILY PLANNING SERVICES)	YES.....1 NO.....2 (SKIP TO 508 <) FOR MCH SERVICES)	YES.....1 NO.....2 (SKIP TO 519) <)

	ALL SERVICES	FAMILY PLANNING SERVICES	MCH SERVICES
	YES <input type="checkbox"/>	YES <input type="checkbox"/> NO <input type="checkbox"/>	YES <input type="checkbox"/> NO <input type="checkbox"/>
517 On each day of the week, how many hours outside of the normal working hours does the facility provide _____ to the general public? (TYPE OF SERVICE) (IF LESS THAN 1 HOUR, ENTER 00. IF SERVICE NOT PROVIDED ON THE DAY, ENTER 77).	SATURDAY.... <input type="text"/> <input type="text"/> SUNDAY..... <input type="text"/> <input type="text"/> MONDAY..... <input type="text"/> <input type="text"/> TUESDAY..... <input type="text"/> <input type="text"/> WEDNESDAY... <input type="text"/> <input type="text"/> THURSDAY.... <input type="text"/> <input type="text"/> FRIDAY..... <input type="text"/> <input type="text"/>	SATURDAY.... <input type="text"/> <input type="text"/> SUNDAY..... <input type="text"/> <input type="text"/> MONDAY..... <input type="text"/> <input type="text"/> TUESDAY..... <input type="text"/> <input type="text"/> WEDNESDAY... <input type="text"/> <input type="text"/> THURSDAY.... <input type="text"/> <input type="text"/> FRIDAY..... <input type="text"/> <input type="text"/>	SATURDAY.... <input type="text"/> <input type="text"/> SUNDAY..... <input type="text"/> <input type="text"/> MONDAY..... <input type="text"/> <input type="text"/> TUESDAY..... <input type="text"/> <input type="text"/> WEDNESDAY... <input type="text"/> <input type="text"/> THURSDAY.... <input type="text"/> <input type="text"/> FRIDAY..... <input type="text"/> <input type="text"/>

518 On each day of the week, how many hours outside of the normal working hours does the facility provide _____ on a private (fee) basis? (TYPE OF SERVICE) (IF LESS THAN 1 HOUR, ENTER 00. IF SERVICE NOT PROVIDED ON THE DAY, ENTER 77).	SATURDAY.... <input type="text"/> <input type="text"/> SUNDAY..... <input type="text"/> <input type="text"/> MONDAY..... <input type="text"/> <input type="text"/> TUESDAY..... <input type="text"/> <input type="text"/> WEDNESDAY... <input type="text"/> <input type="text"/> THURSDAY.... <input type="text"/> <input type="text"/> FRIDAY..... <input type="text"/> <input type="text"/> (GO TO 508 FOR FAMILY PLANNING SERVICES)	SATURDAY.... <input type="text"/> <input type="text"/> SUNDAY..... <input type="text"/> <input type="text"/> MONDAY..... <input type="text"/> <input type="text"/> TUESDAY..... <input type="text"/> <input type="text"/> WEDNESDAY... <input type="text"/> <input type="text"/> THURSDAY.... <input type="text"/> <input type="text"/> FRIDAY..... <input type="text"/> <input type="text"/> (GO TO 508 FOR FAMILY PLANNING SERVICES)	SATURDAY.... <input type="text"/> <input type="text"/> SUNDAY..... <input type="text"/> <input type="text"/> MONDAY..... <input type="text"/> <input type="text"/> TUESDAY..... <input type="text"/> <input type="text"/> WEDNESDAY... <input type="text"/> <input type="text"/> THURSDAY.... <input type="text"/> <input type="text"/> FRIDAY..... <input type="text"/> <input type="text"/> (GO TO 508 FOR MCH SERVICES)
---	---	---	---

NO.	QUESTIONS AND FILTERS	CODING CATEGORIES	SKIP TO
519	CHECK 506: FAMILY PLANNING PROVIDED <input type="checkbox"/> NO FAMILY PLANNING <input type="checkbox"/>		
			→532
520	How many of the staff at this facility have attended any training course in family planning in the last year? (IF NONE, RECORD 00 AND SKIP TO 522).	NUMBER WITH FP TRAINING.. <input type="text"/> <input type="text"/> IF NONE →	522

NO.	QUESTIONS AND FILTERS	CODING CATEGORIES	SKIP TO																		
521	How many of the staff at this facility have attended a training course in IUD insertion in the past year? (IF NONE, RECORD 00).	NUMBER TRAINED IN IUD INSERTION..... <input type="text"/> <input type="text"/>																			
522	Does the staff at this facility regularly hold meetings or give lectures or presentations on family planning for clients or community residents?	YES.....1 NO.....2	→524																		
523	How many meetings or lectures or presentations on family planning have taken place in the last month? (IF NONE, RECORD 00).	NUMBER IN LAST MONTH..... <input type="text"/> <input type="text"/>																			
524	Has the facility participated in any special family planning campaigns?	YES.....1 NO.....2	→526																		
525	When did the last family planning campaign in which the facility participated take place?	MONTH..... <input type="text"/> <input type="text"/> YEAR..... <input type="text"/> <input type="text"/>																			
526	Are there any IE&C materials on family planning available at the facility?	YES.....1 NO.....2	→528																		
527	Are any of the following types of family planning IE&C materials available at the facility:	<table border="0"> <thead> <tr> <th></th> <th>YES</th> <th>NO</th> </tr> </thead> <tbody> <tr> <td>posters?</td> <td>POSTERS.....1</td> <td>2</td> </tr> <tr> <td>pamphlets for literate audience?</td> <td>PAMPHLETS FOR LIT AUDNCE...1</td> <td>2</td> </tr> <tr> <td>pamphlets for illiterate audience?</td> <td>PAMPHLETS FOR ILL AUDNCE...1</td> <td>2</td> </tr> <tr> <td>films?</td> <td>FILMS.....1</td> <td>2</td> </tr> <tr> <td>other material? _____</td> <td>OTHER.....1</td> <td>2</td> </tr> </tbody> </table>		YES	NO	posters?	POSTERS.....1	2	pamphlets for literate audience?	PAMPHLETS FOR LIT AUDNCE...1	2	pamphlets for illiterate audience?	PAMPHLETS FOR ILL AUDNCE...1	2	films?	FILMS.....1	2	other material? _____	OTHER.....1	2	
	YES	NO																			
posters?	POSTERS.....1	2																			
pamphlets for literate audience?	PAMPHLETS FOR LIT AUDNCE...1	2																			
pamphlets for illiterate audience?	PAMPHLETS FOR ILL AUDNCE...1	2																			
films?	FILMS.....1	2																			
other material? _____	OTHER.....1	2																			
	(SPECIFY)																				

NO.	QUESTIONS AND FILTERS	CODING CATEGORIES	SKIP TO																														
528	<p>Are supplies of any of the following brands of the pill available at this facility:</p> <p>Microvlar 30? Anovlar 1? Primovlar? Norminest? Nordette? Ovral? Ovulen 1? Gynovlar? Other? _____ (SPECIFY)</p>	<table border="0"> <thead> <tr> <th></th> <th>YES</th> <th>NO</th> </tr> </thead> <tbody> <tr> <td>MICROVLAR 30.....</td> <td>1</td> <td>2</td> </tr> <tr> <td>ANOVLAR 1.....</td> <td>1</td> <td>2</td> </tr> <tr> <td>PRIMOVLAR.....</td> <td>1</td> <td>2</td> </tr> <tr> <td>NORMINEST.....</td> <td>1</td> <td>2</td> </tr> <tr> <td>NORDETTE.....</td> <td>1</td> <td>2</td> </tr> <tr> <td>OVRAL.....</td> <td>1</td> <td>2</td> </tr> <tr> <td>OVULEN 1.....</td> <td>1</td> <td>2</td> </tr> <tr> <td>GYNOVLAR.....</td> <td>1</td> <td>2</td> </tr> <tr> <td>OTHER.....</td> <td>1</td> <td>2</td> </tr> </tbody> </table>		YES	NO	MICROVLAR 30.....	1	2	ANOVLAR 1.....	1	2	PRIMOVLAR.....	1	2	NORMINEST.....	1	2	NORDETTE.....	1	2	OVRAL.....	1	2	OVULEN 1.....	1	2	GYNOVLAR.....	1	2	OTHER.....	1	2	
	YES	NO																															
MICROVLAR 30.....	1	2																															
ANOVLAR 1.....	1	2																															
PRIMOVLAR.....	1	2																															
NORMINEST.....	1	2																															
NORDETTE.....	1	2																															
OVRAL.....	1	2																															
OVULEN 1.....	1	2																															
GYNOVLAR.....	1	2																															
OTHER.....	1	2																															
529	<p>Are supplies of any of the following other family planning methods available at this facility:</p> <p>IUD? Condom? Foaming tablets, foam, jelly or diaphragm? Other? _____ (SPECIFY)</p>	<table border="0"> <thead> <tr> <th></th> <th>YES</th> <th>NO</th> </tr> </thead> <tbody> <tr> <td>IUD.....</td> <td>1</td> <td>2</td> </tr> <tr> <td>CONDOM.....</td> <td>1</td> <td>2</td> </tr> <tr> <td>FOAMING TABLETS, ETC.....</td> <td>1</td> <td>2</td> </tr> <tr> <td>OTHER.....</td> <td>1</td> <td>2</td> </tr> </tbody> </table>		YES	NO	IUD.....	1	2	CONDOM.....	1	2	FOAMING TABLETS, ETC.....	1	2	OTHER.....	1	2																
	YES	NO																															
IUD.....	1	2																															
CONDOM.....	1	2																															
FOAMING TABLETS, ETC.....	1	2																															
OTHER.....	1	2																															
530	<p>Are IUDs regularly inserted at this facility, either as a service to the general public or on a private fee basis?</p>	<table border="0"> <tbody> <tr> <td>YES.....</td> <td>1</td> <td></td> </tr> <tr> <td>NO.....</td> <td>2</td> <td></td> </tr> </tbody> </table>	YES.....	1		NO.....	2		→533																								
YES.....	1																																
NO.....	2																																
531	<p>How many doctors insert IUDs on a regular basis? IF ANY: How many of the doctors who insert IUDs are male and how many are female? (INCLUDE FULLTIME AND PARTIME STAFF).</p>	<table border="0"> <tbody> <tr> <td>MALES.....</td> <td><table border="1" data-bbox="1276 1003 1344 1056"> <tr><td> </td><td> </td></tr> <tr><td> </td><td> </td></tr> </table></td> </tr> <tr> <td>FEMALES.....</td> <td><table border="1" data-bbox="1276 1056 1344 1098"> <tr><td> </td><td> </td></tr> <tr><td> </td><td> </td></tr> </table></td> </tr> </tbody> </table>	MALES.....	<table border="1" data-bbox="1276 1003 1344 1056"> <tr><td> </td><td> </td></tr> <tr><td> </td><td> </td></tr> </table>					FEMALES.....	<table border="1" data-bbox="1276 1056 1344 1098"> <tr><td> </td><td> </td></tr> <tr><td> </td><td> </td></tr> </table>																							
MALES.....	<table border="1" data-bbox="1276 1003 1344 1056"> <tr><td> </td><td> </td></tr> <tr><td> </td><td> </td></tr> </table>																																
FEMALES.....	<table border="1" data-bbox="1276 1056 1344 1098"> <tr><td> </td><td> </td></tr> <tr><td> </td><td> </td></tr> </table>																																

532	<p>During each day of the week, for how many hours are staff at the facility available to perform IUD insertions as a service to the general public or on a private fee basis?</p> <p>(IF LESS THAN ONE HOUR, ENTER 00. IF SERVICE NOT PROVIDED, ENTER 97.)</p>	<p>SATURDAY..... <input type="text"/> <input type="text"/></p> <p>SUNDAY..... <input type="text"/> <input type="text"/></p> <p>MONDAY..... <input type="text"/> <input type="text"/></p> <p>TUESDAY..... <input type="text"/> <input type="text"/></p> <p>WEDNESDAY..... <input type="text"/> <input type="text"/></p> <p>THURSDAY..... <input type="text"/> <input type="text"/></p> <p>FRIDAY..... <input type="text"/> <input type="text"/></p>	
-----	---	--	--

533	<p>How many new family planning acceptors were seen at the facility in the last calendar month?</p> <p>(IF NOT AVAILABLE FOR LAST CALENDAR MONTH, RECORD LATEST MONTHLY FIGURE AND NOTE NEXT TO QUESTION MONTH FOR WHICH FIGURE IS GIVEN. IF NO INFORMATION, RECORD 995).</p> <p>New pill acceptors? (Month: <input type="text"/> <input type="text"/>)</p> <p>New IUD acceptors? (Month: <input type="text"/> <input type="text"/>)</p> <p>New acceptors of other methods?</p> <p>_____ (Month: <input type="text"/> <input type="text"/>) (METHOD)</p> <p>_____ (Month: <input type="text"/> <input type="text"/>) (METHOD)</p> <p>_____ (Month: <input type="text"/> <input type="text"/>) (METHOD)</p> <p>_____ (Month: <input type="text"/> <input type="text"/>) (METHOD)</p>	<p>PILL..... <input type="text"/> <input type="text"/> <input type="text"/></p> <p>IUD..... <input type="text"/> <input type="text"/> <input type="text"/></p> <p>OTHER..... <input type="text"/> <input type="text"/> <input type="text"/></p> <p>OTHER..... <input type="text"/> <input type="text"/> <input type="text"/></p> <p>OTHER..... <input type="text"/> <input type="text"/> <input type="text"/></p> <p>OTHER..... <input type="text"/> <input type="text"/> <input type="text"/></p>	
-----	---	--	--

NO.	QUESTIONS AND FILTERS	CODING CATEGORIES	SKIP TO															
534	<p>How many continuing family planning users were seen at the facility in the last calendar month? (IF NOT AVAILABLE FOR LAST CALENDAR MONTH, RECORD LATEST MONTHLY FIGURE AND NOTE NEXT TO QUESTION MONTH FOR WHICH FIGURE IS GIVEN. IF NO INFORMATION, RECORD 995).</p> <p>Pill users? (Month: <input type="text"/> <input type="text"/>)</p> <p>IUD users? (Month: <input type="text"/> <input type="text"/>)</p> <p>Users of other methods (_____)? (Month: <input type="text"/> <input type="text"/>) (SPECIFY)</p>	<p>PILL..... <input type="text"/> <input type="text"/> <input type="text"/></p> <p>IUD..... <input type="text"/> <input type="text"/> <input type="text"/></p> <p>OTHER..... <input type="text"/> <input type="text"/> <input type="text"/></p>																
535	<p>CHECK 506:</p> <p>MCH SERVICES PROVIDED <input type="checkbox"/> NO MCH SERVICES PROVIDED <input type="checkbox"/></p>		>549															
536	<p>How many of the staff at this facility have had special training related to one of the following in the past month? (IF NONE, RECORD 00.)</p> <p>Diagnosis/treatment of childhood diarrhea?</p> <p>Immunizations for children?</p> <p>Diagnosis/treatment of other childhood illness?</p> <p>Maternity care for women?</p>	<p>DIARRHEA..... <input type="text"/> <input type="text"/></p> <p>IMMUNIZATION..... <input type="text"/> <input type="text"/></p> <p>OTH ILLNESSES..... <input type="text"/> <input type="text"/></p> <p>MATERNITY CARE..... <input type="text"/> <input type="text"/></p>																
537	<p>Has the staff at this facility held meetings or given lectures or presentations to patients or community residents during the past month on:</p> <p>ORT?</p> <p>Childhood immunization?</p> <p>Maternity care?</p> <p>Other MCH topics? _____ (SPECIFY)</p>	<table border="0"> <thead> <tr> <th></th> <th>YES</th> <th>NO</th> </tr> </thead> <tbody> <tr> <td>ORT.....</td> <td>1</td> <td>2</td> </tr> <tr> <td>IMMUNIZATION.....</td> <td>1</td> <td>2</td> </tr> <tr> <td>MATERNITY CARE.....</td> <td>1</td> <td>2</td> </tr> <tr> <td>OTHER.....</td> <td>1</td> <td>2</td> </tr> </tbody> </table>		YES	NO	ORT.....	1	2	IMMUNIZATION.....	1	2	MATERNITY CARE.....	1	2	OTHER.....	1	2	
	YES	NO																
ORT.....	1	2																
IMMUNIZATION.....	1	2																
MATERNITY CARE.....	1	2																
OTHER.....	1	2																

NO.	QUESTIONS AND FILTERS	CODING CATEGORIES	SKIP TO															
538	Has the facility participated in any special campaign to promote ORT use?	YES.....1 NO.....2	→540															
539	When did the last ORT campaign in which the facility participated take place?	MONTH..... YEAR.....	<table border="1"><tr><td></td><td></td></tr><tr><td></td><td></td></tr></table>															
540	Has the facility participated in any special campaign to promote immunizations of children?	YES.....1 NO.....2	→542															
541	When did the last immunization campaign in which the facility participated take place?	MONTH..... YEAR.....	<table border="1"><tr><td></td><td></td></tr><tr><td></td><td></td></tr></table>															
542	Are there any IE&C materials on ORT available at the facility?	YES.....01 NO.....02	→544															
543	Are any of the following types of ORT IE&C materials available at the facility: posters? pamphlets for literate audience? pamphlets for illiterate audience? any other materials? <u>(SPECIFY)</u>	<table border="1"> <thead> <tr> <th></th> <th>YES</th> <th>NO</th> </tr> </thead> <tbody> <tr> <td>POSTERS.....1</td> <td></td> <td>2</td> </tr> <tr> <td>PAMPHLETS FOR LIT AUDNCE...1</td> <td></td> <td>2</td> </tr> <tr> <td>PAMPHLETS FOR ILL AUDNCE...1</td> <td></td> <td>2</td> </tr> <tr> <td>OTHER.....1</td> <td></td> <td>2</td> </tr> </tbody> </table>		YES	NO	POSTERS.....1		2	PAMPHLETS FOR LIT AUDNCE...1		2	PAMPHLETS FOR ILL AUDNCE...1		2	OTHER.....1		2	
	YES	NO																
POSTERS.....1		2																
PAMPHLETS FOR LIT AUDNCE...1		2																
PAMPHLETS FOR ILL AUDNCE...1		2																
OTHER.....1		2																
544	Are there any IE&C materials on immunization available at the facility?	YES.....01 NO.....02	→546															

NO.	QUESTIONS AND FILTERS	CODING CATEGORIES	SKIP TO															
545	<p>Are any of the following types of immunization IE&C materials available at the facility:</p> <p>posters? pamphlets for literate audience? pamphlets for illiterate audience? any other materials? _____ (SPECIFY)</p>	<table border="0"> <tr> <td></td> <td style="text-align: right;">YES</td> <td style="text-align: right;">NO</td> </tr> <tr> <td>POSTERS.....</td> <td style="text-align: right;">1</td> <td style="text-align: right;">2</td> </tr> <tr> <td>PAMPHLETS FOR LIT AUDNCE...</td> <td style="text-align: right;">1</td> <td style="text-align: right;">2</td> </tr> <tr> <td>PAMPHLETS FOR ILL AUDNCE...</td> <td style="text-align: right;">1</td> <td style="text-align: right;">2</td> </tr> <tr> <td>OTHER.....</td> <td style="text-align: right;">1</td> <td style="text-align: right;">2</td> </tr> </table>		YES	NO	POSTERS.....	1	2	PAMPHLETS FOR LIT AUDNCE...	1	2	PAMPHLETS FOR ILL AUDNCE...	1	2	OTHER.....	1	2	
	YES	NO																
POSTERS.....	1	2																
PAMPHLETS FOR LIT AUDNCE...	1	2																
PAMPHLETS FOR ILL AUDNCE...	1	2																
OTHER.....	1	2																
546	<p>Are supplies of any of the following available at this facility:</p> <p>ORS packets? Vaccines? Antibiotics? Other medicines? _____ (SPECIFY)</p>	<table border="0"> <tr> <td></td> <td style="text-align: right;">YES</td> <td style="text-align: right;">NO</td> </tr> <tr> <td>ORS PACKETS.....</td> <td style="text-align: right;">1</td> <td style="text-align: right;">2</td> </tr> <tr> <td>VACCINES.....</td> <td style="text-align: right;">1</td> <td style="text-align: right;">2</td> </tr> <tr> <td>ANTIBIOTICS.....</td> <td style="text-align: right;">1</td> <td style="text-align: right;">2</td> </tr> <tr> <td>OTHER.....</td> <td style="text-align: right;">1</td> <td style="text-align: right;">2</td> </tr> </table>		YES	NO	ORS PACKETS.....	1	2	VACCINES.....	1	2	ANTIBIOTICS.....	1	2	OTHER.....	1	2	
	YES	NO																
ORS PACKETS.....	1	2																
VACCINES.....	1	2																
ANTIBIOTICS.....	1	2																
OTHER.....	1	2																
547	<p>How many children under age 5 were seen at this facility during the last calendar month for: (IF NOT AVAILABLE FOR LAST CALENDAR MONTH, RECORD LATEST MONTHLY FIGURE AND NOTE NEXT TO QUESTION MONTH FOR WHICH FIGURE IS GIVEN. IF NO INFORMATION, RECORD 995. IF NUMBER GREATER THAN 996, ENTER 996.)</p> <p>Treatment of diarrhea? (Month: <input type="text"/> <input type="text"/>)</p> <p>Immunizations? (Month: <input type="text"/> <input type="text"/>)</p>	<p>DIARRHEA..... <input type="text"/> <input type="text"/> <input type="text"/></p> <p>IMMUNIZATIONS..... <input type="text"/> <input type="text"/> <input type="text"/></p>																
548	<p>How many women were seen at this facility during the last calendar month for: (IF NOT AVAILABLE FOR LAST CALENDAR MONTH, RECORD LATEST MONTHLY FIGURE AND NOTE NEXT TO QUESTION MONTH FOR WHICH FIGURE IS GIVEN. IF NO INFORMATION, RECORD 995. IF NUMBER GREATER THAN 996, ENTER 996.)</p> <p>Prenatal care? (Month: <input type="text"/> <input type="text"/>)</p> <p>Assistance at delivery? (Month: <input type="text"/> <input type="text"/>)</p>	<p>PRENATAL CARE..... <input type="text"/> <input type="text"/> <input type="text"/></p> <p>ASSIST AT DEL..... <input type="text"/> <input type="text"/> <input type="text"/></p>																

OBSERVATIONS

THANK THE RESPONDENT(S) FOR PARTICIPATING IN THE SURVEY. FILL IN THE APPROPRIATE RESPONSES IN QUESTIONS 549-551. BE SURE TO REVIEW THE QUESTIONNAIRE FOR COMPLETENESS BEFORE LEAVING THE FACILITY.

549	DEGREE OF COOPERATION.	POOR.....1 FAIR.....2 GOOD.....3 VERY GOOD.....4
-----	------------------------	---

550	INTERVIEWER'S COMMENTS: _____ _____
-----	---

551	OFFICE EDITOR'S COMMENTS: _____ _____
-----	---

SERVICE FACILITY SCHEDULE

FACILITY IDENTIFICATION	
GOVERNORATE	<input type="text"/> <input type="text"/>
PSU/SEGMENT NO.1	<input type="text"/> <input type="text"/> <input type="text"/> <input type="text"/> <input type="text"/> <input type="text"/>
PSU/SEGMENT NO.2	<input type="text"/> <input type="text"/> <input type="text"/> <input type="text"/> <input type="text"/> <input type="text"/>
TYPE OF FACILITY	GOV. HOSPITAL.....2 GOV. MCH CENTER.....3 GOV. FP CLINIC.....4 PRV. VOL. FP CLINIC.5 PHARMACY.....6
FACILITY IDENTIFICATION NUMBER.....	<input type="text"/> <input type="text"/> <input type="text"/> <input type="text"/>
CLOSE/WITHIN SEGMENT 1	YES1 NO.....2
CLOSE/WITHIN SEGMENT 2	YES1 NO.....2

601 OBTAIN INFORMATION ON THE NEAREST PHARMACY WITHIN THE VILLAGE OR LESS THAN 30 KILOMETERS AWAY. NOTE THE NAME OF THE PHARMACY, ITS LOCATION, THE PSUS SERVED AND THE NAME(S) OF RESPONDENTS PROVIDING INFORMATION ON THE FACILITY BELOW. THEN ASK QUESTIONS 602-627 AS APPROPRIATE.
AS APPROPRIATE.

TYPE OF FACILITY: PHARMACY

NAME: _____

LOCATION: _____

PSUS SERVED: _____

RESPONDENT NAME: _____

POSITION: _____

DATE: _____

NO.	QUESTIONS AND FILTERS	CODING CATEGORIES	SKIP TO
602	DISTANCE IN KILOMETERS FROM VILLAGE(PSU) (IF LESS THAN 1 KM, ENTER 00. IF WITHIN THE VILLAGE, ENTER 97.)	<input type="text"/>	
603	THE MOST COMMON TYPE OF TRANSPORT USED TO TRAVEL TO PHARMACY.	MOTOR.....1 WALKING.....2 OTHER.....3 (SPECIFY)	
604	TRAVEL TIME IN MINUTES FROM VILLAGE TO PHARMACY (IF LOCATED IN VILLAGE, RECORD 77).	<input type="text"/>	
605	NUMBER OF OTHER PHARMACIES WITHIN 15 MINUTES TRAVEL TIME FROM VILLAGE, USING THE MOST COMMON FORM OF TRANSPORT. (IF GREATER THAN 10, ENTER 11).	<input type="text"/>	
606	How many years has the pharmacy been open at its present location? (IF LESS THAN ONE YEAR, ENTER 00).	<input type="text"/>	
607	How many trained pharmacies are working here? (INCLUDE FULLTIME AND PARTTIME STAFF. IF NONE, ENTER 00).	<input type="text"/>	
608	How many trained pharmacist assistants are working here? (INCLUDE FULLTIME AND PARTTIME STAFF. IF NONE, ENTER 00).	<input type="text"/>	

NO.	QUESTIONS AND FILTERS	CODING CATEGORIES	SKIP TO
609	<p>How many other staff work here?</p> <p>(INCLUDE FULLTIME AND PARTTIME STAFF. IF NONE, ENTER 00).</p>	<input type="text"/>	
610	<p>How many hours is this pharmacy open normally on: (IF LESS THAN ONE HOUR, ENTER 00. IF SERVICE NOT PROVIDED, ENTER 97.)</p> <p style="margin-left: 40px;">77</p> <p>Saturday?</p> <p>Sunday?</p> <p>Monday?</p> <p>Tuesday?</p> <p>Wednesday?</p> <p>Thursday?</p> <p>Friday?</p>	<p>SATURDAY..... <input type="text"/></p> <p>SUNDAY..... <input type="text"/></p> <p>MONDAY..... <input type="text"/></p> <p>TUESDAY..... <input type="text"/></p> <p>WEDNESDAY..... <input type="text"/></p> <p>THURSDAY..... <input type="text"/></p> <p>FRIDAY..... <input type="text"/></p>	
611	<p>How many hours is a trained pharmacist available to provide services on: (IF LESS THAN ONE HOUR, ENTER 00. IF SERVICE NOT PROVIDED, ENTER 97.)</p> <p style="margin-left: 40px;">77</p> <p>Saturday?</p> <p>Sunday?</p> <p>Monday?</p> <p>Tuesday?</p> <p>Wednesday?</p> <p>Thursday?</p> <p>Friday?</p>	<p>SATURDAY..... <input type="text"/></p> <p>SUNDAY..... <input type="text"/></p> <p>MONDAY..... <input type="text"/></p> <p>TUESDAY..... <input type="text"/></p> <p>WEDNESDAY..... <input type="text"/></p> <p>THURSDAY..... <input type="text"/></p> <p>FRIDAY..... <input type="text"/></p>	
612	<p>How many of the staff working here have had any special training in providing family planning methods in the past year?</p> <p>(INCLUDE FULLTIME AND PARTTIME STAFF. IF NONE, ENTER 00).</p>	<input type="text"/>	

NO.	QUESTIONS AND FILTERS	CODING CATEGORIES	SKIP TO																														
613	Has the pharmacy participated in any special family planning campaigns?	YES.....1 NO.....2	→615																														
614	When did the last family planning campaign in which the pharmacy participated take place?	MONTH..... YEAR.....	<table border="1" style="display: inline-table; vertical-align: middle;"> <tr><td style="width: 20px; height: 20px;"></td><td style="width: 20px; height: 20px;"></td></tr> <tr><td style="width: 20px; height: 20px;"></td><td style="width: 20px; height: 20px;"></td></tr> </table>																														
615	Are there any IE&C materials on family planning available at the pharmacy?	YES.....1 NO.....2	→617																														
616	Are any of the following types of family planning IE&C materials available at the pharmacy: posters? pamphlets for literate audience? pamphlets for illiterate audience? other material? _____ (SPECIFY)	<table style="width: 100%; border-collapse: collapse;"> <thead> <tr> <th style="width: 80%;"></th> <th style="width: 10%; text-align: center;">YES</th> <th style="width: 10%; text-align: center;">NO</th> </tr> </thead> <tbody> <tr> <td>POSTERS.....</td> <td style="text-align: center;">1</td> <td style="text-align: center;">2</td> </tr> <tr> <td>PAMPHLETS FOR LIT AUDNCE...1</td> <td style="text-align: center;">1</td> <td style="text-align: center;">2</td> </tr> <tr> <td>PAMPHLETS FOR ILL AUDNCE...1</td> <td style="text-align: center;">1</td> <td style="text-align: center;">2</td> </tr> <tr> <td>OTHER.....</td> <td style="text-align: center;">1</td> <td style="text-align: center;">2</td> </tr> </tbody> </table>		YES	NO	POSTERS.....	1	2	PAMPHLETS FOR LIT AUDNCE...1	1	2	PAMPHLETS FOR ILL AUDNCE...1	1	2	OTHER.....	1	2																
	YES	NO																															
POSTERS.....	1	2																															
PAMPHLETS FOR LIT AUDNCE...1	1	2																															
PAMPHLETS FOR ILL AUDNCE...1	1	2																															
OTHER.....	1	2																															
617	Are supplies of any of the following brands of the pill available at this facility: Microvlar 30? Anovlar 1? Primovlar? Norminest? Nordette? Ovral? Ovulen 1? Gynovlar? Other? _____ (SPECIFY)	<table style="width: 100%; border-collapse: collapse;"> <thead> <tr> <th style="width: 80%;"></th> <th style="width: 10%; text-align: center;">YES</th> <th style="width: 10%; text-align: center;">NO</th> </tr> </thead> <tbody> <tr> <td>MICROVLAR 30.....</td> <td style="text-align: center;">1</td> <td style="text-align: center;">2</td> </tr> <tr> <td>ANOVLAR 1.....</td> <td style="text-align: center;">1</td> <td style="text-align: center;">2</td> </tr> <tr> <td>PRIMOVLAR.....</td> <td style="text-align: center;">1</td> <td style="text-align: center;">2</td> </tr> <tr> <td>NORMINEST.....</td> <td style="text-align: center;">1</td> <td style="text-align: center;">2</td> </tr> <tr> <td>NORDETTE.....</td> <td style="text-align: center;">1</td> <td style="text-align: center;">2</td> </tr> <tr> <td>OVRAL.....</td> <td style="text-align: center;">1</td> <td style="text-align: center;">2</td> </tr> <tr> <td>OVULEN 1.....</td> <td style="text-align: center;">1</td> <td style="text-align: center;">2</td> </tr> <tr> <td>GYNOVLAR.....</td> <td style="text-align: center;">1</td> <td style="text-align: center;">2</td> </tr> <tr> <td>OTHER.....</td> <td style="text-align: center;">1</td> <td style="text-align: center;">2</td> </tr> </tbody> </table>		YES	NO	MICROVLAR 30.....	1	2	ANOVLAR 1.....	1	2	PRIMOVLAR.....	1	2	NORMINEST.....	1	2	NORDETTE.....	1	2	OVRAL.....	1	2	OVULEN 1.....	1	2	GYNOVLAR.....	1	2	OTHER.....	1	2	
	YES	NO																															
MICROVLAR 30.....	1	2																															
ANOVLAR 1.....	1	2																															
PRIMOVLAR.....	1	2																															
NORMINEST.....	1	2																															
NORDETTE.....	1	2																															
OVRAL.....	1	2																															
OVULEN 1.....	1	2																															
GYNOVLAR.....	1	2																															
OTHER.....	1	2																															

NO.	QUESTIONS AND FILTERS	CODING CATEGORIES	SKIP TO															
618	Before providing a client with the pill, does the staff of the pharmacy inquire about contraindications?	YES.....1 NO.....2																
619	Before providing a client with the pill, does the staff of the pharmacy explain clearly how to use the pill?	YES.....1 NO.....2																
620	Before providing a client with the pill, does the staff of the pharmacy describe possible side effects?	YES.....1 NO.....2																
621	Are supplies of any of the following other family planning methods available at this pharmacy: IUD? Condom? Foaming tablets, foam, jelly or diaphragm? Other? _____ (SPECIFY)	<table style="width: 100%; border-collapse: collapse;"> <thead> <tr> <th style="width: 80%;"></th> <th style="width: 10%; text-align: center;">YES</th> <th style="width: 10%; text-align: center;">NO</th> </tr> </thead> <tbody> <tr> <td>IUD.....</td> <td style="text-align: center;">1</td> <td style="text-align: center;">2</td> </tr> <tr> <td>CONDOM.....</td> <td style="text-align: center;">1</td> <td style="text-align: center;">2</td> </tr> <tr> <td>FOAMING TABLETS, ETC.....</td> <td style="text-align: center;">1</td> <td style="text-align: center;">2</td> </tr> <tr> <td>OTHER.....</td> <td style="text-align: center;">1</td> <td style="text-align: center;">2</td> </tr> </tbody> </table>		YES	NO	IUD.....	1	2	CONDOM.....	1	2	FOAMING TABLETS, ETC.....	1	2	OTHER.....	1	2	
	YES	NO																
IUD.....	1	2																
CONDOM.....	1	2																
FOAMING TABLETS, ETC.....	1	2																
OTHER.....	1	2																
622	If a child is suffering from diarrhea, what medications or other remedies are usually suggested at this pharmacy?	<table style="width: 100%; border-collapse: collapse;"> <thead> <tr> <th style="width: 80%;"></th> <th style="width: 10%; text-align: center;">YES</th> <th style="width: 10%; text-align: center;">NO</th> </tr> </thead> <tbody> <tr> <td>ORS PACKETS.....</td> <td style="text-align: center;">1</td> <td style="text-align: center;">2</td> </tr> <tr> <td>ANTIBIOTICS.....</td> <td style="text-align: center;">1</td> <td style="text-align: center;">2</td> </tr> <tr> <td>OTHER PHARMACEUTICALS.....</td> <td style="text-align: center;">1</td> <td style="text-align: center;">2</td> </tr> <tr> <td>OTHER _____</td> <td style="text-align: center;">1</td> <td style="text-align: center;">2</td> </tr> </tbody> </table> (SPECIFY)		YES	NO	ORS PACKETS.....	1	2	ANTIBIOTICS.....	1	2	OTHER PHARMACEUTICALS.....	1	2	OTHER _____	1	2	
	YES	NO																
ORS PACKETS.....	1	2																
ANTIBIOTICS.....	1	2																
OTHER PHARMACEUTICALS.....	1	2																
OTHER _____	1	2																
623	Are there any IE&C materials on ORT available at the facility?	YES.....01 NO.....02	→625															
624	Are any of the following types of ORT IE&C materials available at the facility: posters? pamphlets for literate audience? pamphlets for illiterate audience? any other materials? _____ (SPECIFY)	<table style="width: 100%; border-collapse: collapse;"> <thead> <tr> <th style="width: 80%;"></th> <th style="width: 10%; text-align: center;">YES</th> <th style="width: 10%; text-align: center;">NO</th> </tr> </thead> <tbody> <tr> <td>POSTERS.....</td> <td style="text-align: center;">1</td> <td style="text-align: center;">2</td> </tr> <tr> <td>PAMPHLETS FOR LIT AUDNCE...1</td> <td style="text-align: center;">1</td> <td style="text-align: center;">2</td> </tr> <tr> <td>PAMPHLETS FOR ILL AUDNCE...1</td> <td style="text-align: center;">1</td> <td style="text-align: center;">2</td> </tr> <tr> <td>OTHER.....</td> <td style="text-align: center;">1</td> <td style="text-align: center;">2</td> </tr> </tbody> </table>		YES	NO	POSTERS.....	1	2	PAMPHLETS FOR LIT AUDNCE...1	1	2	PAMPHLETS FOR ILL AUDNCE...1	1	2	OTHER.....	1	2	
	YES	NO																
POSTERS.....	1	2																
PAMPHLETS FOR LIT AUDNCE...1	1	2																
PAMPHLETS FOR ILL AUDNCE...1	1	2																
OTHER.....	1	2																
625	Are there any ORS packets available at the pharmacy?	YES.....01 NO.....02																

OBSERVATIONS

THANK THE RESPONDENT(S) FOR PARTICIPATING IN THE SURVEY. FILL IN THE APPROPRIATE RESPONSES IN QUESTIONS 626-628. BE SURE TO REVIEW THE QUESTIONNAIRE FOR COMPLETENESS BEFORE LEAVING THE PHARMACY.

626 DEGREE OF COOPERATION.

POOR.....1
FAIR.....2
GOOD.....3
VERY GOOD.....4

627 INTERVIEWER'S COMMENTS:

628 OFFICE EDITOR'S COMMENTS:

ARABIC SUMMARY

وجود مثل هذه الفوارق الكبيرة في مستوى ممارسة تنظيم الأسرة وهو ما يشير إلى وجود أسباب أكثر عمقا في مناطق الوجه القبلي ترتبط بارتفاع نسبة عدم الموافقة على الاستخدام وكذا ارتفاع متوسط حجم الأسرة الأمثل؛ وكذا عدد الأطفال المرغوب فيه من النساء في هذه المنطقة.

الخدمة لكل سيده على حدى. وبالتالي فإنه فى دول كمصر تتميز بدرجة عالية من كشافه البنية الأساسيه؛ فإن المسافه إلى وحدات الخدمات قد لا تكون مؤشرا جيدا لدراسة العلاقة بين توافر خدمات تنظيم الأسره وتلك المتعلقة برعاية الأمومة والطفولة واستخداماتها. أن الدراسة المتعمقة لطبيعة هذه العلاقة قد يتطلب استخدام اساليب أخرى تقوم على الربط بين "كشافة" وحدات الخدمة (إجمالى عدد الوحدات و/أو النوعيات المختلفه من وحدات الخدمة بالقريه أو عدد الوحدات لكل فرد) والاستخدام. وبنفس الطريقة فإن تحليل التباين المتعدد يمكن أن يعطى نتائج هامة حول طبيعة هذه العلاقة خاصة إذا تم ضبط تأثير العوامل الخارجيه. وبصفة عامة فإن غياب وجود أيه دلائل إيجابيه حول العلاقة بين توافر الخدمة واستخدامها؛ كما هو واضح من هذه الدراسة؛ لا يعنى عدم وجود مثل هذه العلاقة وإنما يشير فقط إلى صعوبة تحديدها فى إطار البيانات التى تم جمعها. ومن الضرورى الإشاره إلى أن مسح توافر الخدمات أهتم أساسا بتجميع معلومات عن أحد جوانبها فقط وهو درجة القرب (معبرا عنها بالمسافه والوقت)؛ بينما تعرض بشكل سريع لبقية الجوانب الأخرى التى يصعب قياسها مثل كفاءة الخدمة والتكلفه وزمن الانتظار وغيره من الجوانب المرتبطه بمدى ملائمة الخدمة؛ ومن المعروف أنه كلما زاد توافر الخدمات معبرا عنه بدرجة القرب كلما ازدادت أهمية هذه الجوانب الأخرى وساهمت بشكل أكبر فى تحديد انماط استخدام مثل هذه الوحدات.

وقد يكون من اللازم مراجعة الأسلوب الذى يتم من خلاله تجميع البيانات وإضافة أسئله محده حول بعض أنواع مقدمى الخدمة على المستوى الفردى؛ وهذا يتضمن تجميع بيانات عن مؤشرات الاستخدام وكفاءة الخدمة.

ويلاحظ أن هذه الدراسة قد ساهمت فى إلقاء بعض الأضواء عن التفاوت الكبير فى مستوى ممارسة تنظيم الأسره فى كل من الوجهه البحرى والوجه القبلى؛ فمن الواضح أنه على الرغم من وجود بعض الاختلافات المحدودة فى مستوى توافر وحدات الخدمة فى كلا المنطقتين إلا أنها ليست كبيرة بالدرجة التى تبرر

أهم النتائج

تؤكد نتائج المسح توافر الخدمات الصحية وتلك الخاصة بتنظيم الأسرة في الريف المصري بشكل عام؛ فقد أوضحت النتائج أن اثنتين من كل ثلاثة سيدات في الريف يتوفر لهن مصدر لخدمات تنظيم الأسرة داخل القرية التي يقمن فيها وأن حوالي ٩٦% من هؤلاء النساء يقمن في نطاق خمسة كيلومترات من أي من مصادر الحصول على خدمات تنظيم الأسرة. وبالنسبة للأنواع المختلفة من وحدات تقديم الخدمة؛ نجد أن غالبية النساء يقمن في نطاق خمسة كيلومترات من الصيدلية (٩٠%) أو من عياده تنظيم أسرة حكومية (٧٠%)؛ كما أن غالبيةن يقمن في قرى مغطاه بخدمات متطوعى تنظيم الأسرة (٥٥%) أو ممرضة متخصصة في تنظيم الأسرة (٦٦%). وكما هو متوقع أكدت الدراسة زيادة مستوى توافر كل من الحبوب والواقى الذكري مقارنة باللولب (خاصا فيما يتعلق بالتركيب)؛ فقد أوضحت النتائج أن ٩٦% من النساء يقمن في نطاق خمسة كيلومترات من أحد المصادر التي تقدم الحبوب مقارنة بحوالى ٩٥% بالنسبة للواقى الذكري وحوالى ٦١% فقط في حالة اللولب. وتعتبر درجة توافر الخدمات الخاصة برعاية الأمومة والطفولة مماثله إلى درجة كبيرة بتلك الخاصة بتنظيم الأسرة.

ويختلف مستوى توافر خدمات تنظيم الأسرة بحسب منطقة الدراسة؛ حيث نلاحظ أن عيادات تنظيم الأسرة الحكوميه تعتبر أكثر شيوعا في قرى الوجه البحرى؛ بينما نجد أن عيادات تنظيم الأسرة الخاصة أو الأهليه أكثر ظهورا في الوجه القبلى. وبصفة عامة فإنه يلاحظ إرتفاع احتمال أن تكون قرى الوجه البحرى مغطاه بخدمات الممرضات المتخصصات في مجال تنظيم الأسرة مقارنة بقرى الوجه القبلى (٨٣% مقابل ٤٥% على التوالى).

ويلاحظ أن الربط بين البيانات التي تم تجميعها على مستوى النساء المؤهلات وتلك التي تم تجميعها في إطار مسح توافر الخدمات قد تم على المستوى الأجمالى (على مستوى القرية ككل) وهو ما لا يسمح بتحديد نوعية الوحدة التي تقدم

والطفولة الحكومى ٣) عيادته تنظيم الأسره الحكوميه
٤) عيادة تنظيم الأسره الأهليه. وأخيرا ٥) الصيدليه.
وبالنسبه لكل واحده من هذه الخدمات تم تجميع معلومات
تفصيليه عن المسافه من القرية إليها والوقت التقديرى
للوصول إليها، ونوعيه الخدمات التي تقدمها، وعدد الأفراد
العاملين بها خاصة ذوى المهارات المحددة، وكذا معلومات عن
الحملات التي شاركت فيها لتشجيع استخدام محلول الجفاف
والتطعيم بالنسبه للأطفال. ولتقليل حجم العمل الضخم، تم
تطبيق استمارات المسح على كل وحدات الخدمة من الأنواع
المشار إليها طالما انها كانت متوفره داخل القرية أما اذا
كانت خارج القرية، فقد تم تجميع بيانات عن أقرب وحده فقط
في حدود دائرة قطرها ٣. كم من مركز القرية.

وقد تضمن هذا التقرير عرضا لخصائص القرى التي شملتها
عينة الدراسة من ناحية الخصائص الجغرافية ومدى توافر
الخدمات الصحية وتلك الخاصه بتنظيم الأسره. ويلاحظ في هذا
المجال أن هذه العينة من القرى لا تعتبر ممثلة لإجمالى
القرى الموجودة في جمهورية مصر العربية حيث أن الأسلوب
المتبع في تصميم عينه المسح الديموجرافى الصحى ١٩٨٨ يؤدى
بالضروره إلى إعطاء القرى كبيرة الحجم (من ناحية حجم
السكان) وزنا أكبر في الأختيار في العينه. ويظهر ذلك
بوضوح عند المقارنة بين القرى التي شملتها الدراسة ومجتمع
قرى مصر، حيث نجد أنه بينما كانت نسبة القرى التي يصل عدد
سكانها إلى ١٦ الف نسمة أو أكثر تصل إلى حوالى ٥% فقط في
المجتمع، فإن نسبة هذه القرى في العينه وصلت إلى حوالى
٢٠% وهو ما تكرر أيضا في كل من قرى الوجه القبلى والوجه
البحرى، وبالتالي فإنه من الضرورى التأكيد على أن الخصائص
التي تم عرضها في هذا التقرير تمثل فقط مجموعة القرى
الداخله في عينه المسح الديموجرافى الصحى (١٢٠ قرية) ولا
تعتبر ممثلة لمجتمع القرى في مصر.

توافر الخدمات الصحية وتنظيم الأسره وأمكانية الوصول إليها ومدى تأثير ذلك على السلوك الفردي. ويعرض هذا التقرير لنتائج المسح الأخير المرتبط بتوافر الخدمات.

ويهدف مسح توافر الخدمات الى الحصول على معلومات تفصيليه عن ظروف الخدمات في المناطق التي يعيش فيها النساء، والأطفال التي شملهن المسح الديموجرافي الصحي وذلك من خلال التعرف بالخدمات التي يمكن الحصول عليها بالقرية محل الدراسة وما هي انواع الخدمات الصحية وخدمات تنظيم الأسره التي يمكن الوصول إليها في نطاق دائرة من القرية محيطها ٣ كم. وتعتبر هذه المعلومات مكمله لتلك التي تم الحصول عليها من النساء، المؤهلات حيث انها تتضمن بيانات عن جانب "عرض" الخدمات يمكن مقارنته بمستوى "طلب" من هؤلاء النساء. ولا شك ان كلا النوعين من البيانات يمكن ان يقدم وصفا متعدد الجوانب لمدى توافر الخدمات الصحية وخدمات تنظيم الأسره في البلاد، كما يمكن ان يساهم في شرح وتفسير سلوك النساء بالنسبه لاستخدام تلك الخدمات والعلاقة بين توافر هذه الخدمات واستخدامها.

وقد تم تجميع بيانات مسح توافر الخدمات في يونيو ١٩٨٩، وتنقسم استمارة المسح إلى ستة أقسام على النحو التالي:

أ - القسم الأول: يتضمن اسئلة عن الخصائص المكانية للقرية ومعلومات عامه عن التسهيلات والخدمات المتاحة بها او في محيط ٣ كم (نوع وسائل الانتقال - وجود مدارس- تليفونات - مكاتب بريد - الخ) وكذا معلومات عامة إذا كانت القرية بها دايه - قابله - او ممرضه مدربه - متطوعات تنظيم الأسره من القرية الخ.

ب - الأقسام من ٢ الى ٦: تم خلالها تجميع معلومات تفصيليه عن خمسة انواع من وحدات تقديم الخدمة خصص لكل منها قسم مستقل وهي : (١) مستشفى حكومي (٢) مركز رعاية الأمومه

تعريف بالمسح

أجرى المسح الديموجرافى الصحى لجمهورية مصر العربية فى نهاية عام ١٩٨٨ حيث شمل ٢١ محافظة بعد استبعاد محافظات الحدود والمحافظات الصحراوية الخمسة التى لا تزيد نسبة السكان بها عن ١٢% وفقا لنتائج التعداد العام للسكان فى ١٩٨٦. وقد شمل المسح اختيار ٢٢٨ منطقة معاينه (١.٨) شياخه/مدينه بالحضر وعدد ١٢٠ قرية بالريف)؛ وتم إجراء مقابلات ناجحه لعدد ٩٨.٥ أسرة معيشية؛ بنسبة استجابته تصل الى ٩٩%؛ وعدد ٨٩١١ سيدة مؤهله (نسبه استجابته تصل الى ٩٨%). وطبق على كل منهما استمارة جمع البيانات المناسبه والتى تقوم أساسا على نموذج استبيان المسح الديموجرافى الصحى "أ" للدول ذات المستوى المرتفع نسبيا لممارسة تنظيم الأسرة.

وقد شملت هذه المرحلة تجميع بيانات عن كافة افراد الأسرة المعيشية وبعض خصائصهم المحدده (العمر؛ النوع؛ الحاله الاجتماعية؛ الحاله التعليمية....) وكذا مواصفات المسكن وممتلكات الأسره المعيشية ووفيات الأمومه. وبالنسبه للنساء، المؤهلات؛ وهن السيدات المتزوجات أو اللاتى سبق لهن الزواج واعدادهن ١٥-٤٩ سنه وقضين الليله السابقة للمقابلة مع الأسره؛ فقد تم الحصول على بيانات الحاله الزواجيه والأنجاب والمعرفه والاتجاهات نحو تنظيم الأسره والممارسه الحالىة والسابقه ومستوى الطلب غير المشبع واسباب عدم الممارسه. وبالإضافه الى ذلك امكن الحصول على بيانات وفيات الرضع والأطفال وصحة الأم والطفل.

وبالنسبة للقري التى تم اختيارها ضمن عينة المسح الديموجرافى الصحى (١٢٠ قرية) تم تطبيق استمارتين لجمع البيانات على هذا المستوى هما مسح المجتمعات المحليه ومسح مدى توافر الخدمات (الصحيه وتلك الخاصه بتنظيم الأسره). وقد استهدف هذين المسحين تحديد خصائص تلك المجتمعات ومدى

مصر

مسح مدى توافر الخدمات

يونيو ١٩٨٩

حسين عبد العزيز سيد

المركز الديموجرافى بالقاهرة

مصر

معهد تنمية الموارد (ماكرو)

جمهورية مصر العربية

مصر

« مسح مدى توافر الخدمات »

يونيو ١٩٨٩

المركز الديموجرافى بالقاهرة
المسح الديموجرافى الصحى
معهد تنمية الموارد (ماكرو)