

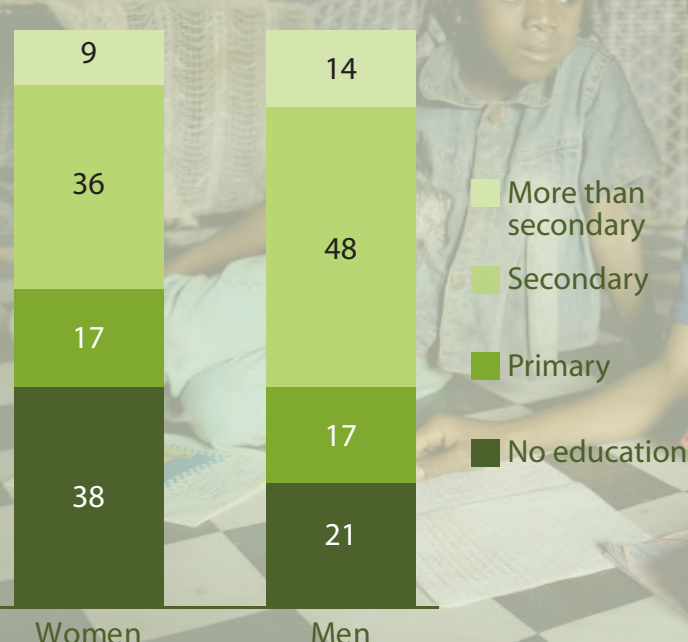
# NIGERIA

## FAST FACTS FROM THE 2013 NIGERIA DEMOGRAPHIC AND HEALTH SURVEY

The 2013 Nigeria Demographic and Health Survey (NDHS) provides data for monitoring the population and health situation in Nigeria. The 2013 NDHS is the 5th DHS survey conducted in Nigeria since 1990. A nationally representative sample of 38,948 women in all selected households and 17,359 men age 15-49 in half of the selected households were interviewed.


### EDUCATION

Percent distribution of women and men age 15-49 by highest level of education attended



**38%** of Nigerian women age 15-49 have no education, compared to **21%** of men.

### FERTILITY



Women have an average of 5.5 children.\*

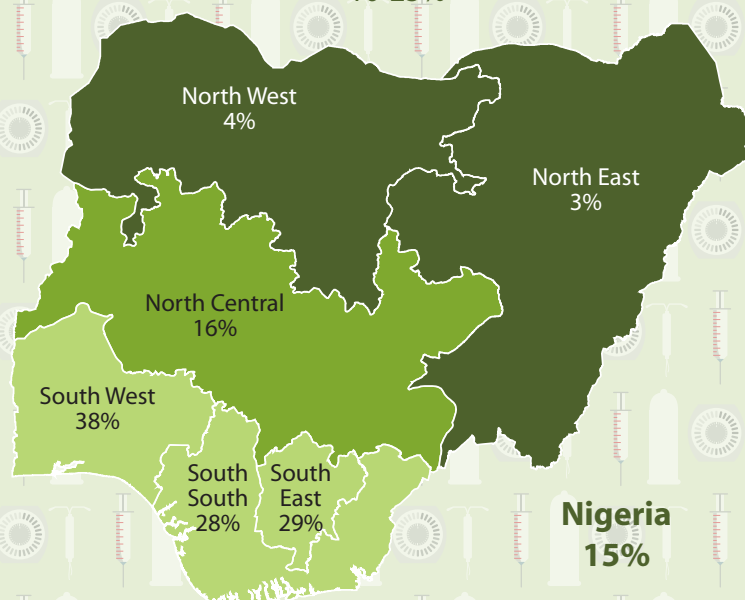
\*Births per woman for the 3 years prior to the survey

### FAMILY PLANNING

#### Contraceptive Use by Zone

Percent of currently married women age 15-49 who are currently using any method of contraception

■ <10% ■ 10-25% ■ >25%




**15%**

of married women use any method of family planning.

### CHILD HEALTH

**25%**

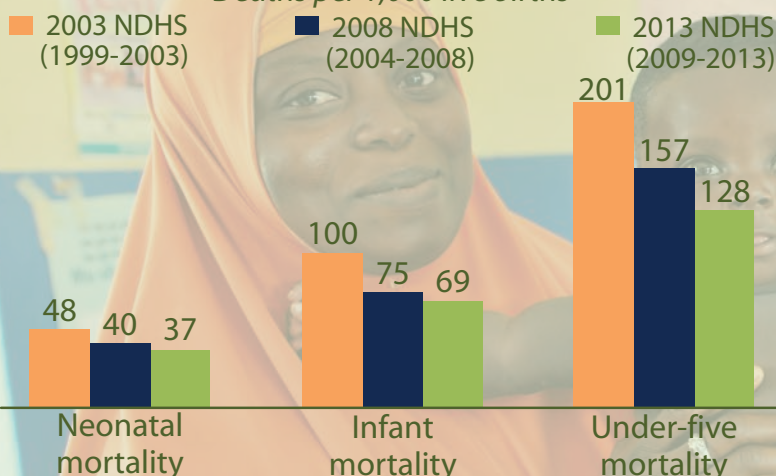
of children age 12-23 months are fully vaccinated.



### CHILD MORTALITY

#### Trends in Childhood Mortality

Deaths per 1,000 live births



All levels of child mortality have declined since 2003.



This infographic summarizes findings of the 2013 Nigeria Demographic and Health Survey (NDHS), implemented by the National Population Commission (NPC). ICF International provided financial and technical assistance for the survey through USAID-funded MEASURE DHS program, which is designed to assist developing countries to collect data on fertility, family planning, and maternal and child health. Financial support for the survey was provided by USAID, the United Kingdom Department for International Development (DFID) through PATHS2, and the United Nations Population Fund (UNFPA).