



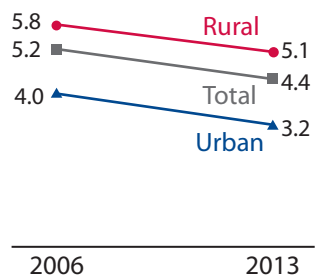
Maternal and Child Health in Yemen

Data from DHS Comparative Report 46*, 2006 MICS and 2013 DHS

Fertility and Family Planning

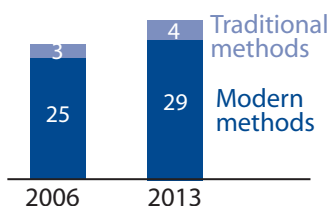
Fertility has Decreased in Urban and Rural Areas

Total Fertility Rate for the 3 years before the survey



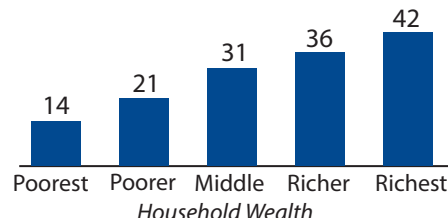
Use of Modern Methods Slowly Rising

Percentage of married women using a method of contraception



Use of Modern Methods Increases with Household Wealth

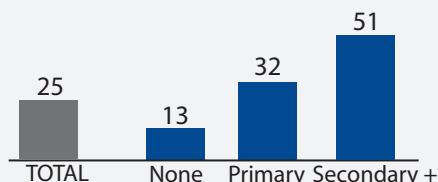
Percentage of married women 15-49 using a modern method (2013)



Maternal Health

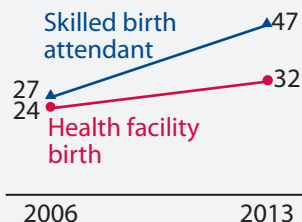
Educated Women Most Likely to Attend 4+ ANC visits

Percentage of women age 15-49 for most recent pregnancy in past 2 years (2013)



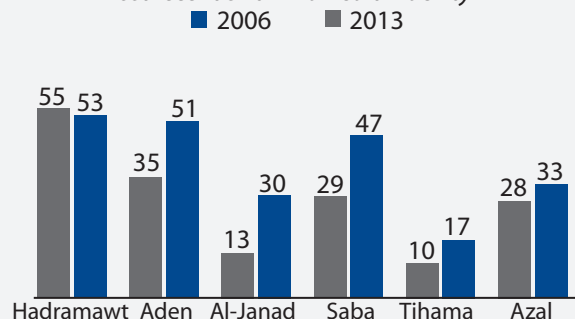
Delivery Care Improving

Percent of women 15-49 for most recent birth in the 2 years before the survey



Trends in Health Facility Births Vary by Region

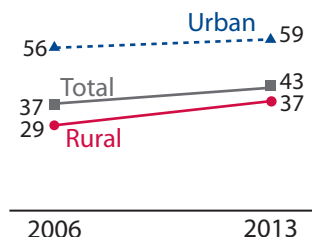
Percentage of women who delivered their most recent birth in a health facility



Child Health

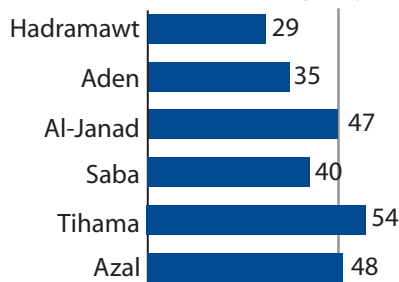
Vaccination Coverage Improving in Rural Areas

Percent of children 12-23 months who have received all basic vaccinations



Almost Half of Children Stunted; Stunting Varies by Region (2013)

Percentage of children under 5



Under-5 Mortality

Nationally, about 1 in every 20 children dies before their 5th birthday (under-5 mortality rate of 53 deaths per 1,000 live births)

..... indicates that results are not statistically significant

*"Levels and Trends of Maternal and Child Health Indicators in 11 Middle East and North African Countries" (DHS Comparative Report 46) explores MCH data from nationally representative household surveys in the region. www.dhsprogram.com

Summary of MCH Indicators in Middle East and North Africa*

	Algeria 2012-13	Egypt 2014	Iraq 2011	Jordan 2012	Lebanon (Palestinian refugees) 2011	Libya 2007	Morocco 2011	Syria 2006	Tunisia 2011-12	West Bank and Gaza Strip 2014	Yemen 2013
Total fertility rate (number of children per woman)	2.7	3.5	4.5	3.5	2.8	NA	NA	NA	2.1	4.1	4.4
Current use of a modern method of family planning among married women 15-49 (%)	49	57	36	42	54	19	54	45	51	44	29
Current use of a traditional method of family planning among married women 15-49 (%)	8	2	17	19	12	20	8	13	12	13	4
4+ antenatal care visits (% of women 15-49 for their most recent pregnancy in the 2 years before the survey)	67	84	50	94	90	NA	42	NA	85	96	25
Skilled birth attendance (% of women 15-49 whose most recent birth was attended by a skilled provider)	97	93	91	99	97	99	78	91	74	100	47
Health facility birth (% of women 15-49 who delivered their most recent birth in a health facility in the 2 years before the survey)	97	89	77	99	99	98	73	70	99	99	32
C-section (% of women 15-49 who delivered their most recent birth by caesarean section in the 2 years before the survey)	16	57	22	30	30	15	NA	NA	27	20	6
Vaccination coverage (% of children 12-23 months who have received all basic vaccinations)	NA	84	NA	93	NA	NA	NA	68	NA	NA	43
ARI treatment (% of children under 5 who had ARI symptoms in the 2 weeks before the survey and for whom advice or treatment was sought)	66	68	74	77	82	66	45	77	60	77	34
Exclusive breastfeeding (% of children under 6 months)	26	40	20	23	17	10	26	29	9	39	10
Stunting among children under 5 (moderate or severe) (%)	12	21	22	8	12	NA	NA	22	NA	7	47
Overweight among children under 5 (%)	12	15	11	4	10	NA	NA	12	NA	8	2
Under-5 mortality rate (deaths per 1,000 live births for 5 years before the survey)	23	27	37	21	17	20	NA	NA	19	21	53

*Egypt, Jordan, and Yemen are standard DHS surveys; Algeria, Iraq, Lebanon, Syria, Tunisia, and West Bank and Gaza Strip are MICS surveys; Libya and Morocco are PAFAM surveys