



# Maternal and Child Health in Tunisia

Data from DHS Comparative Report 46\* and the Tunisia 2011-12 MICS

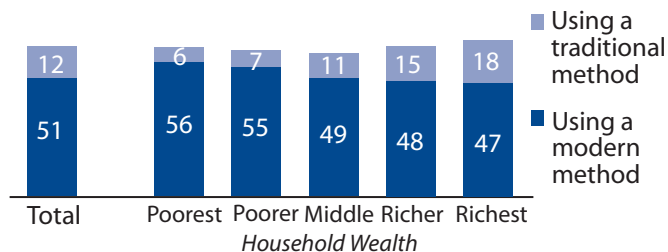
## Fertility and Family Planning

### Fertility

Women in Tunisia have an average of **2.1** children

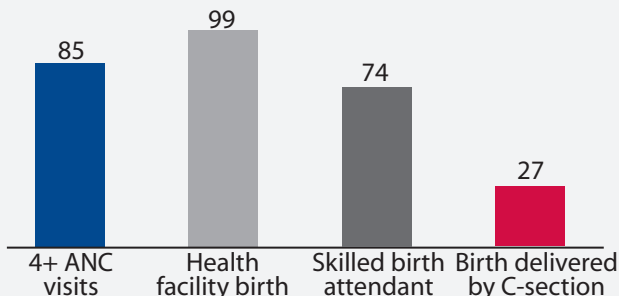
### Half of Women Use a Modern Method of Family Planning; Use of Traditional Methods Increases with Wealth

Percentage of married women 15-49



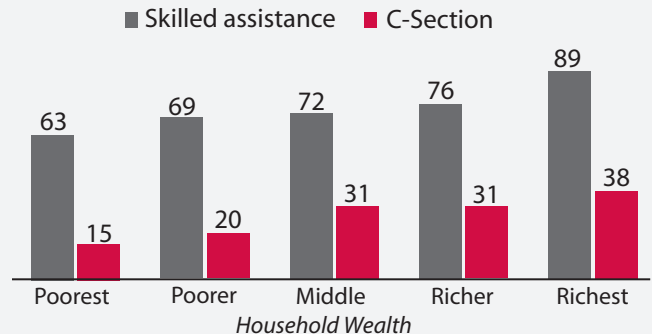
## Maternal Health

### Most Women Receive ANC and Delivery Care; 1/4 of Births Delivered by C-Section



### Skilled Attendance at Birth and C-Sections Most Common among Wealthy Women

Percentage of women 15-49 based on their most recent birth in the 2 years before the survey



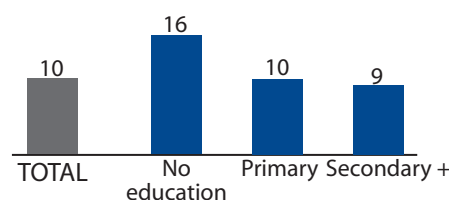
## Child Health and Nutrition

### Few Children Exclusively Breastfed; Overweight more Common than Stunting



### Stunting Highest among Children whose Mothers have No Education

Percentage of children under 5



### Under-5 Mortality

**Nationally, about 1 in every 50 children dies before their 5th birthday** (under-5 mortality rate of 19 deaths per 1,000 live births)

\*"Levels and Trends of Maternal and Child Health Indicators in 11 Middle East and North African Countries" (DHS Comparative Report 46) explores MCH data from nationally representative household surveys in the region. [www.dhsprogram.com](http://www.dhsprogram.com)

# Summary of MCH Indicators in Middle East and North Africa\*

	Algeria 2012-13	Egypt 2014	Iraq 2011	Jordan 2012	Lebanon (Palestinian refugees) 2011	Libya 2007	Morocco 2011	Syria 2006	Tunisia 2011-12	West Bank and Gaza Strip 2014	Yemen 2013
Total fertility rate (number of children per woman)	2.7	3.5	4.5	3.5	2.8	NA	NA	NA	2.1	4.1	4.4
Current use of a modern method of family planning among married women 15-49 (%)	49	57	36	42	54	19	54	45	51	44	29
Current use of a traditional method of family planning among married women 15-49 (%)	8	2	17	19	12	20	8	13	12	13	4
4+ antenatal care visits (% of women 15-49 for their most recent pregnancy in the 2 years before the survey)	67	84	50	94	90	NA	42	NA	85	96	25
Skilled birth attendance (% of women 15-49 whose most recent birth was attended by a skilled provider)	97	93	91	99	97	99	78	91	74	100	47
Health facility birth (% of women 15-49 who delivered their most recent birth in a health facility in the 2 years before the survey)	97	89	77	99	99	98	73	70	99	99	32
C-section (% of women 15-49 who delivered their most recent birth by caesarean section in the 2 years before the survey)	16	57	22	30	30	15	NA	NA	27	20	6
Vaccination coverage (% of children 12-23 months who have received all basic vaccinations)	NA	84	NA	93	NA	NA	NA	68	NA	NA	43
ARI treatment (% of children under 5 who had ARI symptoms in the 2 weeks before the survey and for whom advice or treatment was sought)	66	68	74	77	82	66	45	77	60	77	34
Exclusive breastfeeding (% of children under 6 months)	26	40	20	23	17	10	26	29	9	39	10
Stunting among children under 5 (moderate or severe) (%)	12	21	22	8	12	NA	NA	22	NA	7	47
Overweight among children under 5 (%)	12	15	11	4	10	NA	NA	12	NA	8	2
Under-5 mortality rate (deaths per 1,000 live births for 5 years before the survey)	23	27	37	21	17	20	NA	NA	19	21	53

\*Egypt, Jordan, and Yemen are standard DHS surveys; Algeria, Iraq, Lebanon, Syria, Tunisia, and West Bank and Gaza Strip are MICS surveys; Libya and Morocco are PAFAM surveys