

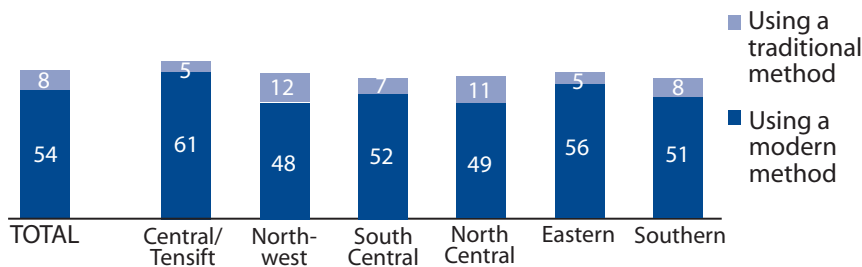


Maternal and Child Health in Morocco

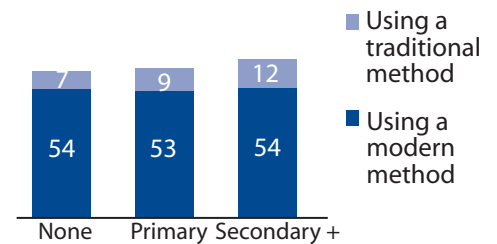
Data from DHS Comparative Report 46* and 2011 PAPFAM

Family Planning

More than Half of Women use a Modern Method of Contraception; Use Varies by Region (2011)
Percentage of married women 15-49

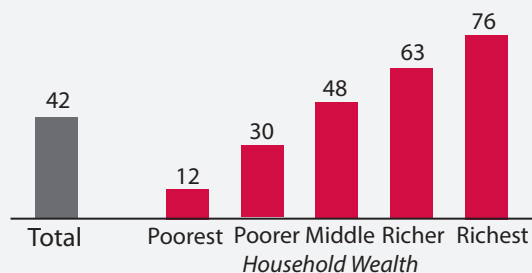


Use of Traditional Methods Increases with Education
Percentage of married women 15-49

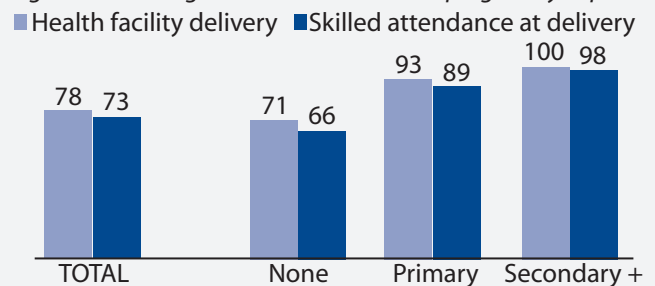


Maternal Health

Antenatal Care Increases with Household Wealth (2011)
Percentage of women 15-49 with 4+ ANC visits for their most recent pregnancy in the 2 years before the survey



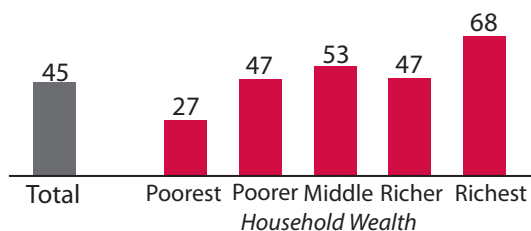
Educated Women Most Likely to Receive Delivery Care (2011)
Percentage of women age 15-49 for most recent pregnancy in past 2 years



Child Health and Breastfeeding

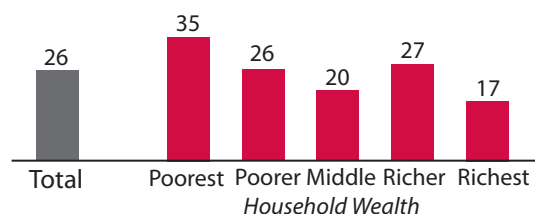
Infants in Wealthiest Households Most Likely to Receive ARI Treatment (2011)

Percentage of children under 5 with ARI symptoms for whom advice or treatment from a health facility or provider was sought



Infants in Wealthiest Households Least Likely to be Exclusively Breastfed (2011)

Percentage of children under 6 months exclusively breastfed



*"Levels and Trends of Maternal and Child Health Indicators in 11 Middle East and North African Countries" (DHS Comparative Report 46) explores MCH data from nationally representative household surveys in the region. www.dhsprogram.com

Summary of MCH Indicators in Middle East and North Africa*

	Algeria 2012-13	Egypt 2014	Iraq 2011	Jordan 2012	Lebanon (Palestinian refugees) 2011	Libya 2007	Morocco 2011	Syria 2006	Tunisia 2011-12	West Bank and Gaza Strip 2014	Yemen 2013
Total fertility rate (number of children per woman)	2.7	3.5	4.5	3.5	2.8	NA	NA	NA	2.1	4.1	4.4
Current use of a modern method of family planning among married women 15-49 (%)	49	57	36	42	54	19	54	45	51	44	29
Current use of a traditional method of family planning among married women 15-49 (%)	8	2	17	19	12	20	8	13	12	13	4
4+ antenatal care visits (% of women 15-49 for their most recent pregnancy in the 2 years before the survey)	67	84	50	94	90	NA	42	NA	85	96	25
Skilled birth attendance (% of women 15-49 whose most recent birth was attended by a skilled provider)	97	93	91	99	97	99	78	91	74	100	47
Health facility birth (% of women 15-49 who delivered their most recent birth in a health facility in the 2 years before the survey)	97	89	77	99	99	98	73	70	99	99	32
C-section (% of women 15-49 who delivered their most recent birth by caesarean section in the 2 years before the survey)	16	57	22	30	30	15	NA	NA	27	20	6
Vaccination coverage (% of children 12-23 months who have received all basic vaccinations)	NA	84	NA	93	NA	NA	NA	68	NA	NA	43
ARI treatment (% of children under 5 who had ARI symptoms in the 2 weeks before the survey and for whom advice or treatment was sought)	66	68	74	77	82	66	45	77	60	77	34
Exclusive breastfeeding (% of children under 6 months)	26	40	20	23	17	10	26	29	9	39	10
Stunting among children under 5 (moderate or severe) (%)	12	21	22	8	12	NA	NA	22	NA	7	47
Overweight among children under 5 (%)	12	15	11	4	10	NA	NA	12	NA	8	2
Under-5 mortality rate (deaths per 1,000 live births for 5 years before the survey)	23	27	37	21	17	20	NA	NA	19	21	53

*Egypt, Jordan, and Yemen are standard DHS surveys; Algeria, Iraq, Lebanon, Syria, Tunisia, and West Bank and Gaza Strip are MICS surveys; Libya and Morocco are PAFAM surveys